

PARTS MANUAL

00. MAINTENANCE FILTERS KIT



FIGURE	REFERENCE	DENOMINATION	AMOUNT
001	KF.17500RE00	B/D 201/202 RH/G/S/GS FILTERS KIT REXROTH	1
001.1	MN000028	ENGINE OIL FILTER	1
001.2	DN000002	FUEL FILTER CARTRIDGE (400h)	1
001.3	MN000017	PRE-FILTER, FUEL (200h+50h)	1
001.4	MN000034	AIR FILTER ELEMENT	1
001.5	08.55023.00	FILTER ELEMENT	1
002	KF.17500RE01	(HP) D 201 RH/G/S/GS FILTERS KIT BONDIOLI	1
002.1	MN000028	ENGINE OIL FILTER	1
002.2	DN000002	FUEL FILTER CARTRIDGE (400h)	1
002.3	MN000017	PRE-FILTER, FUEL (200h+50h)	1
002.4	MN000034	AIR FILTER ELEMENT	1
002.5	70.10048.00	OIL FILTER CARTRIDGE (1000h+50h)	1
003A	KM.17500RE00	MAINTENANCE SET 1000H D201RH/G/S BONDIOLI	1
003B	KM.17501RE00	MAINTENANCE SET 1000H D201RH/G/S REXROTH	1

00. MAINTENANCE FILTERS KIT



FIGURE	REFERENCE	DENOMINATION	AMOUNT
001	KF.17500RE00	B/D 201/202 RH/G/S/GS FILTERS KIT REXROTH	1
001.1	MN000028	ENGINE OIL FILTER	1
001.2	DN000002	FUEL FILTER CARTRIDGE (400h)	1
001.3	MN000017	PRE-FILTER, FUEL (200h+50h)	1
001.4	MN000034	AIR FILTER ELEMENT	1
001.5	08.55023.00	FILTER ELEMENT	1
002	KF.17500RE01	(HP) D 201 RH/G/S/GS FILTERS KIT BONDIOLI	1
002.1	MN000028	ENGINE OIL FILTER	1
002.2	DN000002	FUEL FILTER CARTRIDGE (400h)	1
002.3	MN000017	PRE-FILTER, FUEL (200h+50h)	1
002.4	MN000034	AIR FILTER ELEMENT	1
002.5	70.10048.00	OIL FILTER CARTRIDGE (1000h+50h)	1
003	09.00630.61	OIL FILTER ASP. 25 L/MIN	1
004A	KM.17500RE00	MAINTENANCE SET 1000H D201RH/G/S BONDIOLI	1
004B	KM.17501RE00	MAINTENANCE SET 1000H D201RH/G/S REXROTH	1

02. ENGINE

KUBOTA ENGINE

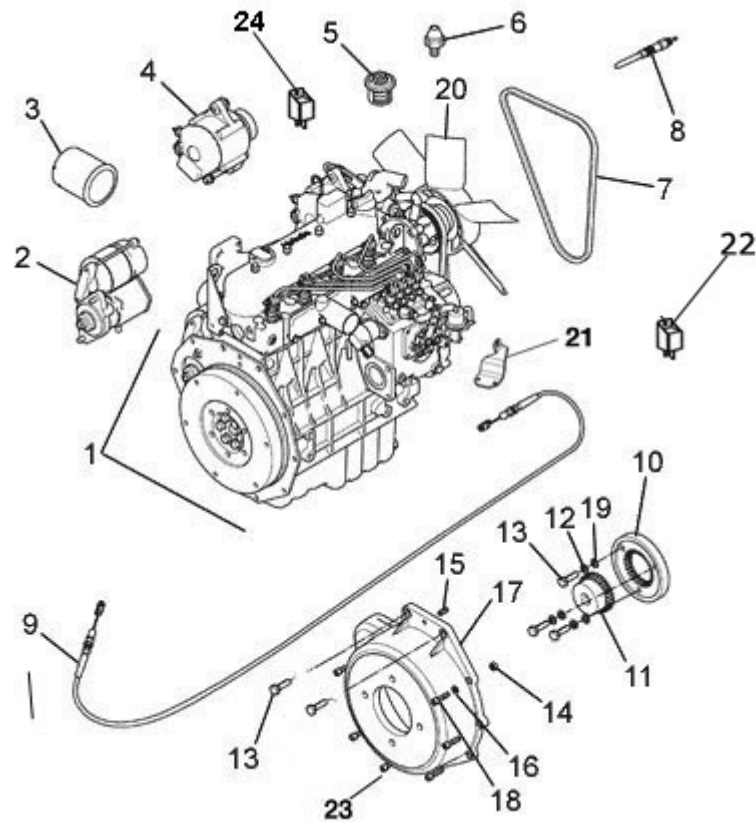


FIGURE	REFERENCE	DENOMINATION	AMOUNT
001	12.02100.00	KUBOTA V1505 ENGINE	1
002	KU1661163013	STARTER ASSY	1
003	MN000025	CARTRIDGE OIL FILTER	1
004	KU1667864012	ALTERNATOR	1
005	KU1943473014	THERMOSTAT	1
006	86.05002.02	SWITCH, TEMPERATURE	1
007	KU1628297011	FAN BELT (400H)	1
008	KU1685165512	GLOW PLUG	1
009	17.02016.00	CABLE ACCELERATOR	1
010	70.02090RE00	COUPLING CYL/CYL	1
011	70.02091.00	COUPLING DEN/DEN	1
012	104.10000.00	WASHER DIN7980 D10	5
013	617.10035.86	SCREW DIN960 M10x1.25x35	5
014	701.08000.66	NUT DIN934 M8X1,25	3
015	402.08020.00	PIN DIN1481 8x20	1
016	104.08000.00	WASHER DIN7980 D8	7

017	12.02093.00	COUPLING D102XD276X100	1
018	601.08030.86	SCREW DIN912 M8x30	7

02. ENGINE

KUBOTA ENGINE

FIGURE	REFERENCE	DENOMINATION	AMOUNT
019	101.10000.66	WASHER DIN125 D10	3
020	12.02501.00	FAN	1
021	70.02032.00	FIXING SUPPORT 95X50X3	1
022	86.05002.01	KUBOTA TIMER RELAY	1
024	10.14288.00	STARTING RELAY 70A	1

02. ENGINE

KUBOTA ENGINE

CHASSIS: 61317

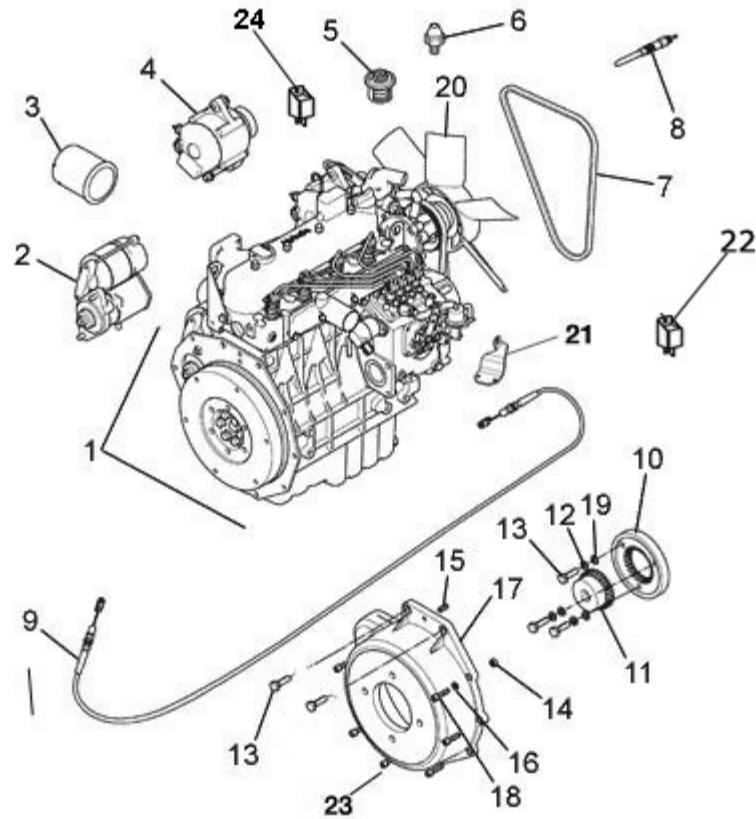


FIGURE	REFERENCE	DENOMINATION	AMOUNT
001	12.02100.00	KUBOTA V1505 ENGINE	1
002	KU1661163013	STARTER ASSY	1
003	MN000025	CARTRIDGE OIL FILTER	1
004	KU1667864012	ALTERNATOR	1
005	KU1943473014	THERMOSTAT	1
006	86.05002.02	SWITCH, TEMPERATURE	1
007	KU1628297011	FAN BELT (400H)	1
008	KU1685165512	GLOW PLUG	1
009	17.02016.00	CABLE ACCELERATOR	1
010	70.02090.00	COUPLING CIL/DEN D135	1
011	70.02091.00	COUPLING DEN/DEN	1
012	104.10000.00	WASHER DIN7980 D10	5
013	617.10035.86	SCREW DIN960 M10x1.25x35	5
014	701.08000.66	NUT DIN934 M8X1,25	3
015	402.08020.00	PIN DIN1481 8x20	1
016	104.08000.00	WASHER DIN7980 D8	7

017	12.02093.00	COUPLING D102XD276X100	1
018	601.08030.86	SCREW DIN912 M8x30	7

02. ENGINE

KUBOTA ENGINE

CHASSIS: 61317

FIGURE	REFERENCE	DENOMINATION	AMOUNT
019	101.10000.66	WASHER DIN125 D10	3
020	12.02501.00	FAN	1
021	70.02032.00	FIXING SUPPORT 95X50X3	1
022	86.05002.01	KUBOTA TIMER RELAY	1
023	12.02093.99	WASHER DIN125	1
024	10.14288.00	STARTING RELAY 70A	1

02. ENGINE

KUBOTA ENGINE

CHASSIS: 61561

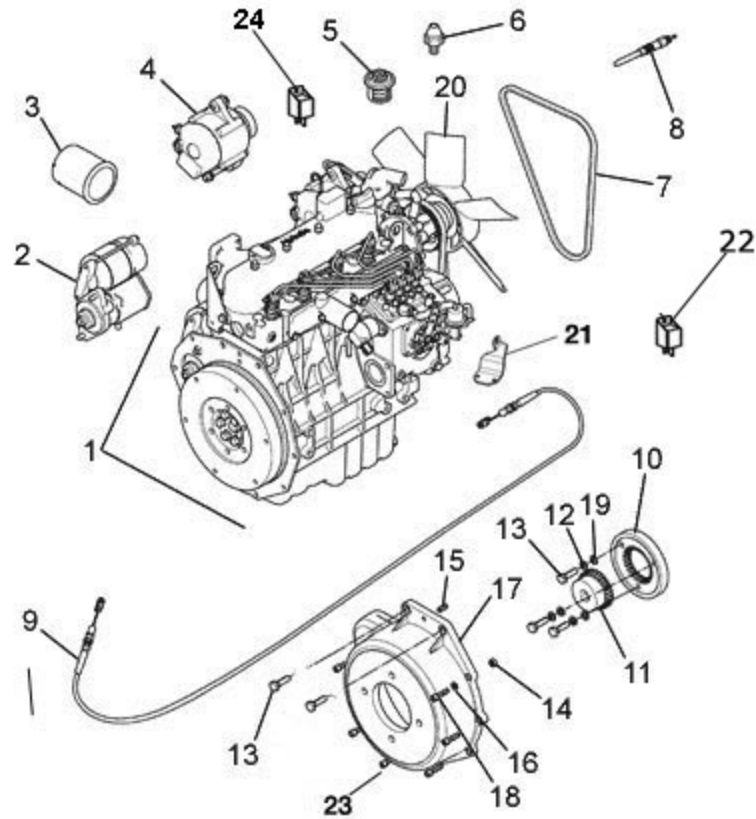


FIGURE	REFERENCE	DENOMINATION	AMOUNT
001	12.02100.00	KUBOTA V1505 ENGINE	1
002	KU1661163013	STARTER ASSY	1
003	MN000025	CARTRIDGE OIL FILTER	1
004	KU1667864012	ALTERNATOR	1
005	KU1943473014	THERMOSTAT	1
006	86.05002.02	SWITCH, TEMPERATURE	1
007	KU1628297011	FAN BELT (400H)	1
008	KU1685165512	GLOW PLUG	1
009	17.02016.00	CABLE ACCELERATOR	1
010	70.02090.01	COUPLING CYL D135 Z50	1
011	70.02091.01	COUPLING GEA/GEA Z50XZ15X37	1
013	633.10030.86	SCREW DIN912 M10x1.25x30	3
014	701.08000.66	NUT DIN934 M8X1,25	3
015	402.08020.00	PIN DIN1481 8x20	1
016	104.08000.00	WASHER DIN7980 D8	7
017	12.02093.00	COUPLING D102XD276X100	1

018	601.08030.86	SCREW DIN912 M8x30	7
020	12.02501.00	FAN	1
021	70.02032.00	FIXING SUPPORT 95X50X3	1
022	86.05002.01	KUBOTA TIMER RELAY	1
023	12.02093.99	WASHER DIN125	1
024	10.14288.00	STARTING RELAY 70A	1

02. ENGINE

KUBOTA ENGINE

CHASSIS: 62439

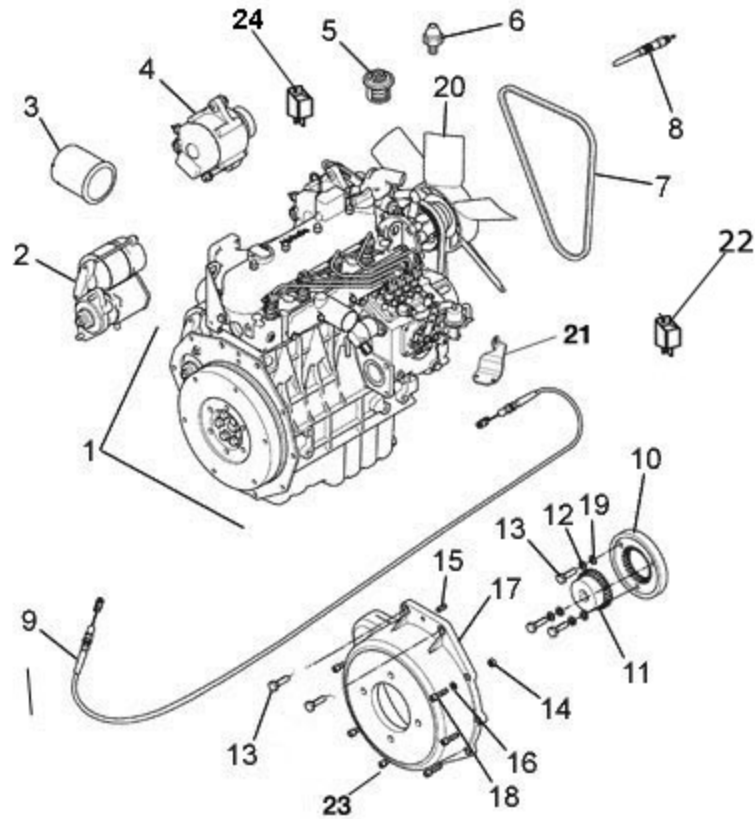


FIGURE	REFERENCE	DENOMINATION	AMOUNT
001	12.02100.01	ENGINE DIESEL KUBOTA V1505 22.7 KW	1
002	KU1661163013	STARTER ASSY	1
003	MN000025	CARTRIDGE OIL FILTER	1
004	KU1667864012	ALTERNATOR	1
005	KU1943473014	THERMOSTAT	1
006	86.05002.02	SWITCH, TEMPERATURE	1
007	KU1628297011	FAN BELT (400H)	1
008	KU1685165512	GLOW PLUG	1
009	17.02016.00	CABLE ACCELERATOR	1
010	70.02090.01	COUPLING CYL D135 Z50	1
011	70.02091.01	COUPLING GEA/GEA Z50XZ15X37	1
013	633.10030.86	SCREW DIN912 M10x1.25x30	3
014	701.08000.66	NUT DIN934 M8X1,25	3
015	402.08020.00	PIN DIN1481 8x20	1
016	104.08000.00	WASHER DIN7980 D8	7
017	12.02093.00	COUPLING D102XD276X100	1

018	601.08030.86	SCREW DIN912 M8x30	7
020	12.02501.00	FAN	1

02. ENGINE

KUBOTA ENGINE

CHASSIS: 62439

FIGURE	REFERENCE	DENOMINATION	AMOUNT
021	70.02032.00	FIXING SUPPORT 95X50X3	1
022	86.05002.01	KUBOTA TIMER RELAY	1
023	12.02093.99	WASHER DIN125	1
024	10.14288.00	STARTING RELAY 70A	1

02. ENGINE

KUBOTA ENGINE

CHASSIS: 61561

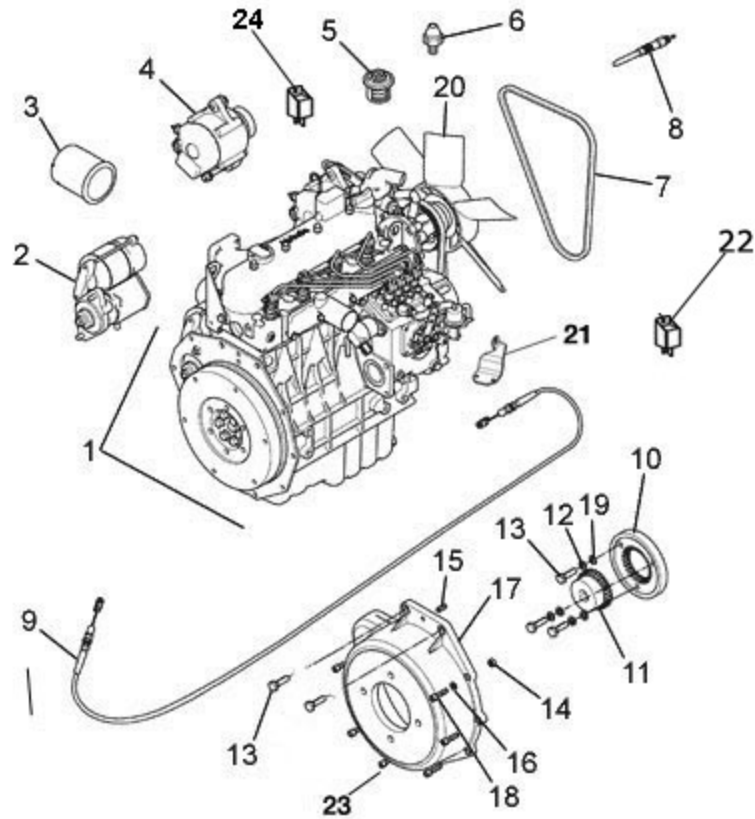


FIGURE	REFERENCE	DENOMINATION	AMOUNT
001	12.02100.01	ENGINE DIESEL KUBOTA V1505 22.7 KW	1
002	KU1661163013	STARTER ASSY	1
003	MN000025	CARTRIDGE OIL FILTER	1
004	KU1667864012	ALTERNATOR	1
005	KU1943473014	THERMOSTAT	1
006	86.05002.02	SWITCH, TEMPERATURE	1
007	KU1628297011	FAN BELT (400H)	1
008	KU1685165512	GLOW PLUG	1
009	17.02016.00	CABLE ACCELERATOR	1
010	70.02090.01	COUPLING CYL D135 Z50	1
011	70.02091.01	COUPLING GEA/GEA Z50XZ15X37	1
013	633.10030.86	SCREW DIN912 M10x1.25x30	3
014	701.08000.66	NUT DIN934 M8X1,25	3
015	402.08020.00	PIN DIN1481 8x20	1
016	104.08000.00	WASHER DIN7980 D8	7
017	12.02093.00	COUPLING D102XD276X100	1

018	601.08030.86	SCREW DIN912 M8x30	7
020	12.02501.00	FAN	1

02. ENGINE

KUBOTA ENGINE

CHASSIS: 61561

FIGURE	REFERENCE	DENOMINATION	AMOUNT
021	70.02032.00	FIXING SUPPORT 95X50X3	1
022	86.05002.01	KUBOTA TIMER RELAY	1
023	12.02093.99	WASHER DIN125	1
024	10.14288.00	STARTING RELAY 70A	1

02. ENGINE

KUBOTA ENGINE

CHASSIS: 64671

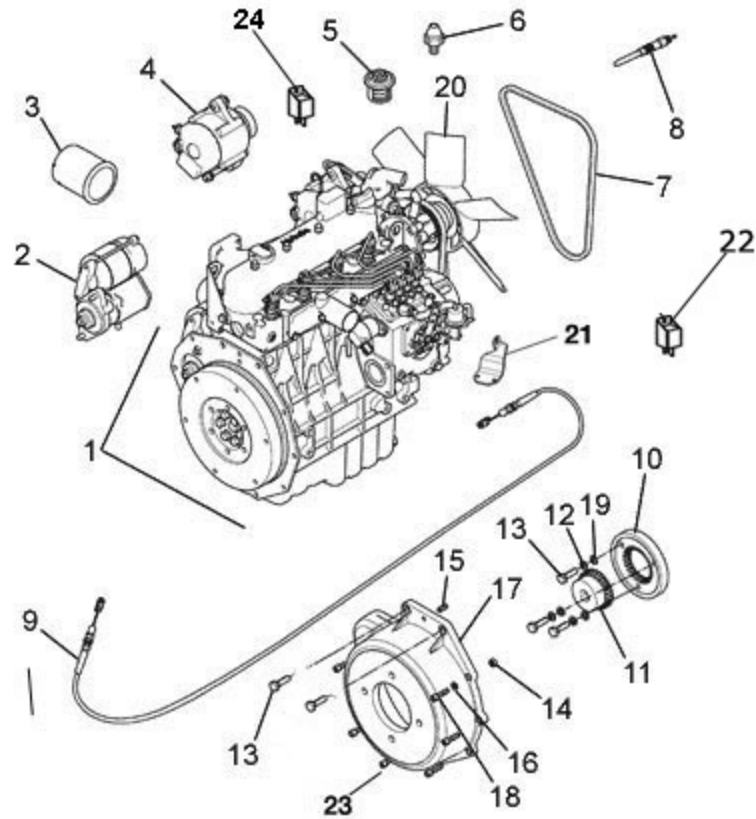


FIGURE	REFERENCE	DENOMINATION	AMOUNT
001	12.02100.01	ENGINE DIESEL KUBOTA V1505 22.7 KW	1
002	KU1661163013	STARTER ASSY	1
003	MN000025	CARTRIDGE OIL FILTER	1
004	KU1667864012	ALTERNATOR	1
005	KU1943473014	THERMOSTAT	1
006	86.05002.02	SWITCH, TEMPERATURE	1
007	KU1628297011	FAN BELT (400H)	1
008	KU1685165512	GLOW PLUG	1
009	17.02016.00	CABLE ACCELERATOR	1
010	70.02090.01	COUPLING CYL D135 Z50	1
011	70.02091.01	COUPLING GEA/GEA Z50XZ15X37	1
013	633.10030.86	SCREW DIN912 M10x1.25x30	3
014	701.08000.66	NUT DIN934 M8X1,25	3
015	402.08020.00	PIN DIN1481 8x20	1
016	104.08000.00	WASHER DIN7980 D8	7
017	12.02093.00	COUPLING D102XD276X100	1

018	601.08030.86	SCREW DIN912 M8x30	7
020	12.02501.00	FAN	1

02. ENGINE

KUBOTA ENGINE

CHASSIS: 64671

FIGURE	REFERENCE	DENOMINATION	AMOUNT
021	70.02032.00	FIXING SUPPORT 95X50X3	1
022	86.05002.01	KUBOTA TIMER RELAY	1
023	12.02093.98	SCREW. M8X33	1
024	10.14288.00	STARTING RELAY 70A	1

02. ENGINE

KUBOTA ENGINE

CHASSIS: 73090

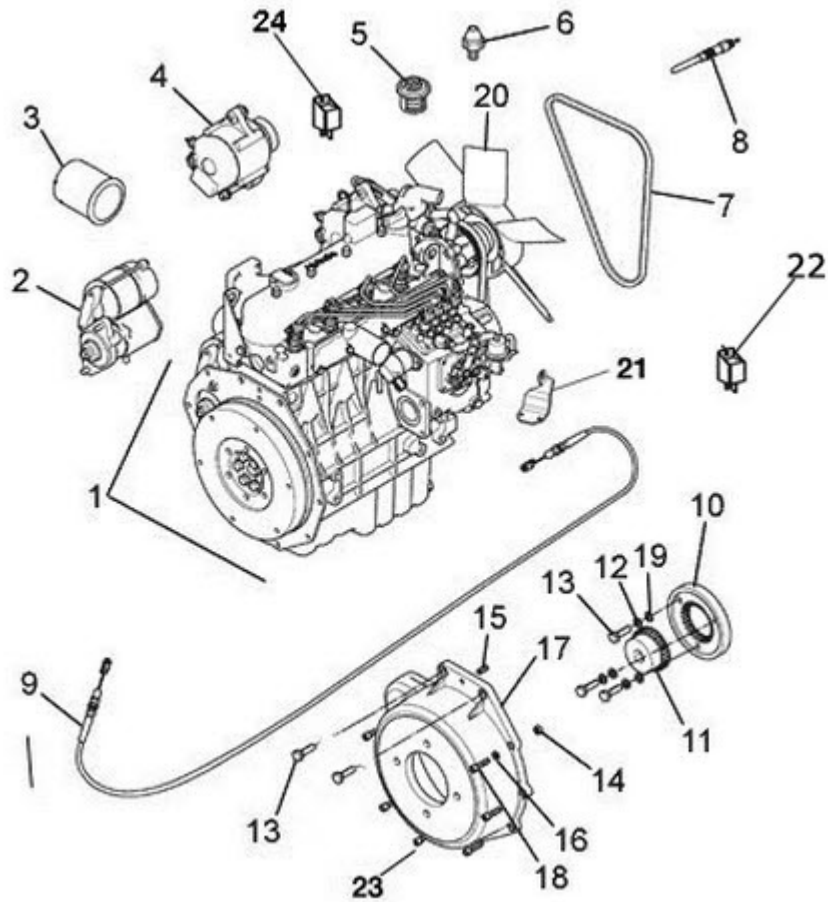


FIGURE	REFERENCE	DENOMINATION	AMOUNT
001	12.02100.01	ENGINE DIESEL KUBOTA V1505 22.7 KW	1
002	KU1661163013	STARTER ASSY	1
003	MN000025	CARTRIDGE OIL FILTER	1
004	KU1667864012	ALTERNATOR	1
005	KU1943473014	THERMOSTAT	1
006	86.05002.02	SWITCH, TEMPERATURE	1
007	KU1628297011	FAN BELT (400H)	1
008	KU1685165512	GLOW PLUG	1
009	17.02116.00	CORD DRIVE ACCELERATOR	1
010	70.02090.01	COUPLING CYL D135 Z50	1
011	70.02091.01	COUPLING GEA/GEA Z50XZ15X37	1
013	633.10030.86	SCREW DIN912 M10x1.25x30	3
014	701.08000.66	NUT DIN934 M8X1,25	3
015	402.08020.00	PIN DIN1481 8x20	1

016	104.08000.00	WASHER DIN7980 D8	7
017	12.02093.00	COUPLING D102XD276X100	1
018	601.08030.86	SCREW DIN912 M8x30	7
020	12.02501.00	FAN	1
021	70.02032.00	FIXING SUPPORT 95X50X3	1
022	86.05002.01	KUBOTA TIMER RELAY	1
023	12.02093.98	SCREW. M8X33	1
024	10.14288.00	STARTING RELAY 70A	1

ENGINE (U.S.A)

KUBOTA ENGINE

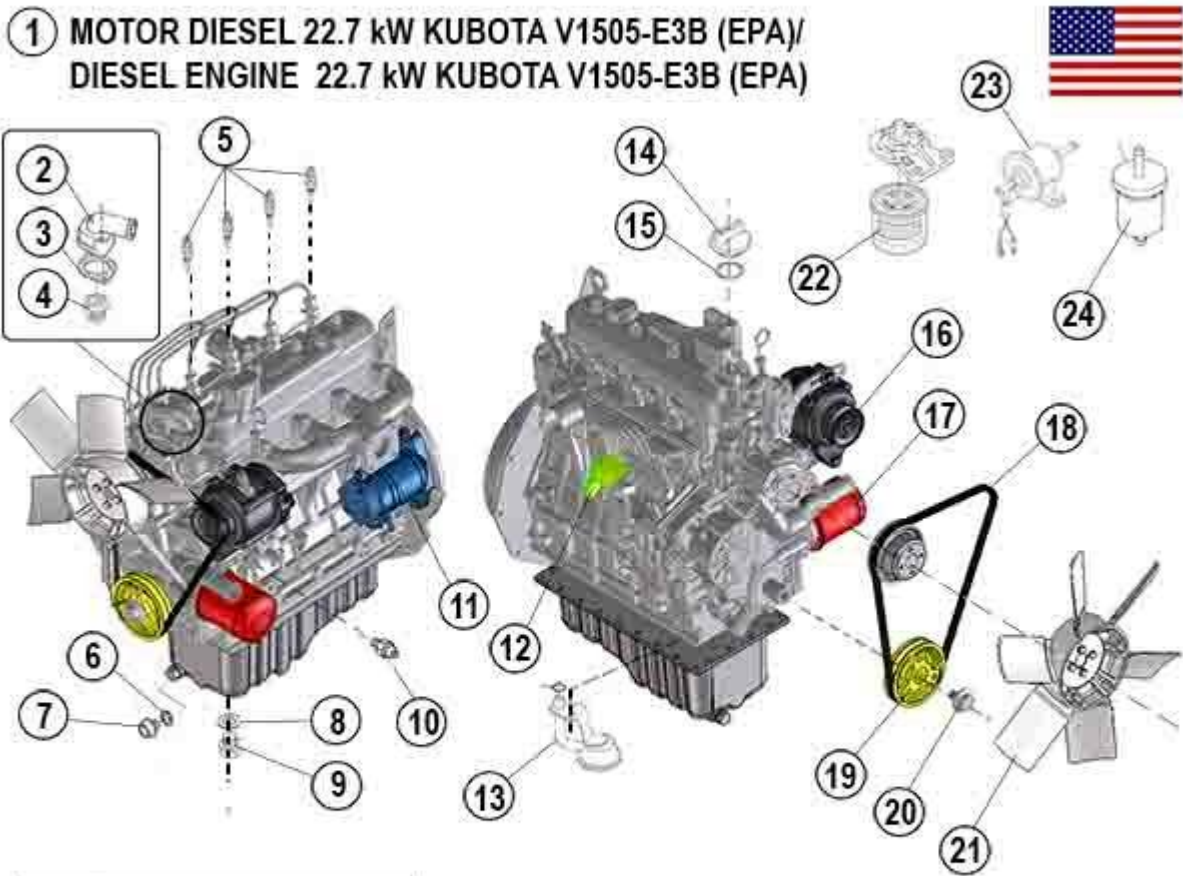


FIGURE	REFERENCE	DENOMINATION	AMOUNT
001	12.02100.02	DIESEL ENGINE 22.7 kW KUBOTA V1505-E3B (EPA)	1
002	KU1G25373260	COVER, THERMOSTAT	1
003	KU1622173270	GASKET, THERMOSTAT	1
004	KU1943473014	THERMOSTAT	1
005	KU1628165510	GLOW PLUG	1
006	KU6C09058960	GASKET	1
007	KU1390133750	PLUG, DRAIN	1
008	KU1626596670	GASKET	1
009	KU1628633750	PLUG, DRAIN	1
010	KU1584139010	SWITCH, OIL	1
011	KU1661163010	ASSY STARTER	1

012	KU1720860015	STOP SOLENOID ASSY	1
013	KU1622632114	FILTER, OIL	1
014	KUE915133140	PLUG, OIL FILLER	1
015	KU0481450300	O RING	1
016	KU1667864012	ALTERNATOR	1
017	MN000027	OIL FILTER, CARTRIDGE	1
018	KU1628297010	BELT V	1
019	KU1624174280	FAN PULLEY	1
020	KU1624191020	PULLEY SCREW	1
021	KU1629974110	FAN	1
022	DN000002	FUEL FILTER CARTRIDGE (400h)	1
023	KURC60151351	FUEL ASSY PUMP	1
024	KU1258143012	PRE FILTER FUEL	1
025	KU1624174250	FAN PULLEY	1

COMMENTS

ACCESORIO U.S.A

02. ENGINE EXHAUST PIPE

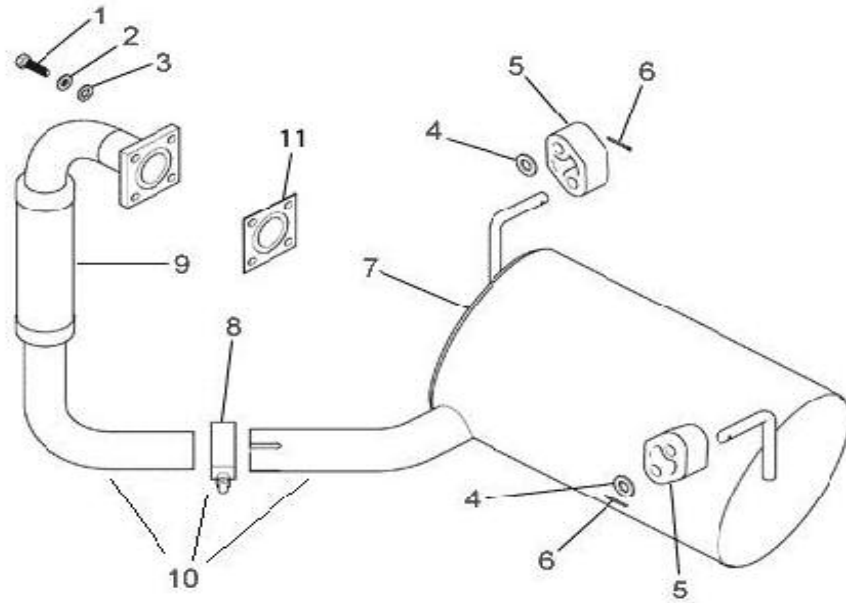


FIGURE	REFERENCE	DENOMINATION	AMOUNT
001	603.08030.86	SCREW DIN933 M8X30	4
002	104.08000.00	WASHER DIN7980 D8	4
003	101.08000.66	WASHER DIN125 D8	4
004	101.12000.66	WASHER DIN125 D12	2
005	46.02018.00	SHOCK DAMPER 35x50x72	2
006	401.02025.60	PIN DIN94 2x25	4
007	17.02071.00	MUFFLER	1
008	935.44047.66	CLAMP MIKALOR SUPER 44-47	1
009	17.02072.00	TUBE OUTPUT GASES	1
010	17.02070.00	EXHAUST PIPE	1
011	KU1526312370	GASKET	1

02. ENGINE

EXHAUST PIPE

CHASSIS: 54768

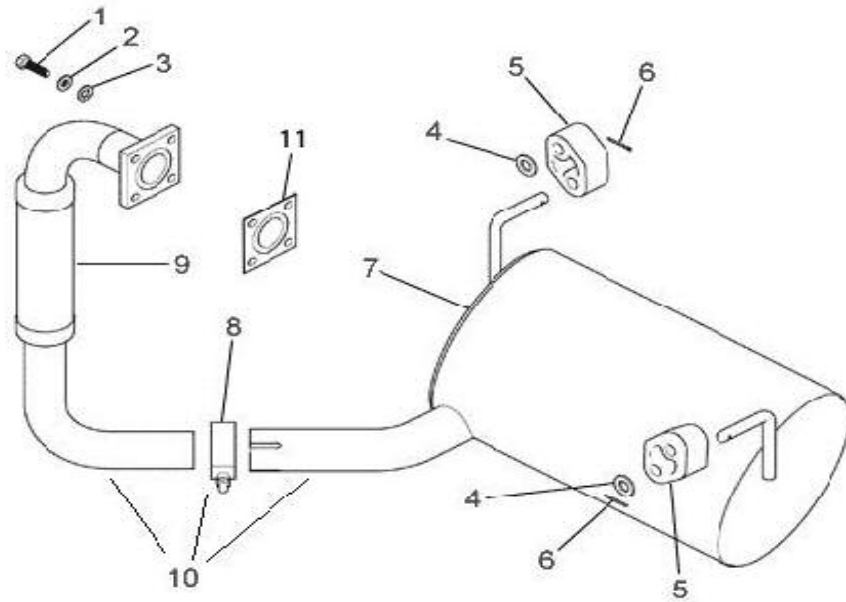


FIGURE	REFERENCE	DENOMINATION	AMOUNT
001	603.08030.86	SCREW DIN933 M8X30	4
002	104.08000.00	WASHER DIN7980 D8	4
003	101.08000.66	WASHER DIN125 D8	4
004	101.12000.66	WASHER DIN125 D12	2
005	46.02018.00	SHOCK DAMPER 35x50x72	2
006	401.02025.60	PIN DIN94 2x25	4
007	17.02071.00	MUFFLER	1
008	928.45000.66	HOSE CLAMP Ø45	1
009	17.02072.00	TUBE OUTPUT GASES	1
010	17.02070.00	EXHAUST PIPE	1
011	KU1526312370	GASKET	1

02. ENGINE

AIR FILTER COMP.

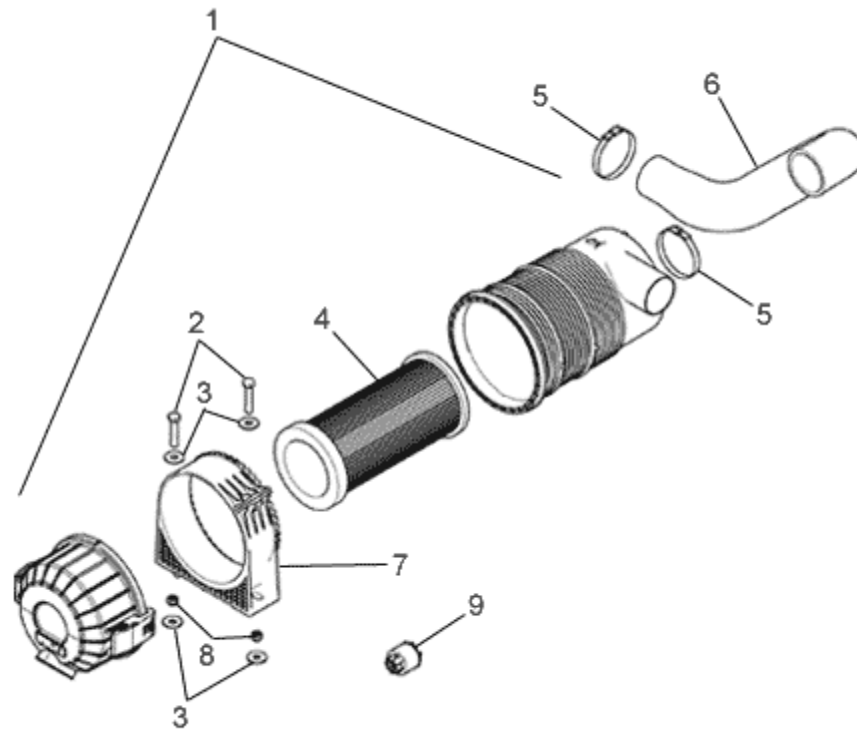


FIGURE	REFERENCE	DENOMINATION	AMOUNT
001	45.01200.12	AIR FILTER VIRGIS	1
002	604.08040.86	SCREW DIN931	2
003	112.08000.66	WASHER DIN9021 D8	4
004	45.01204.00	FILTER ELEMENT 60x105x300 (500H)	1
005	912.40060.66	CLAMP D40-60	2
006	17.02031.00	ADMISSION TUBE 50x60x160x194.5	1
007	45.01201.12	CLAMP	1
008	711.08000.66	NUT DIN982 M8	2
009	43.50119.00	AIR FILTER INDICATOR	1

02. ENGINE

FUEL TANK (1)

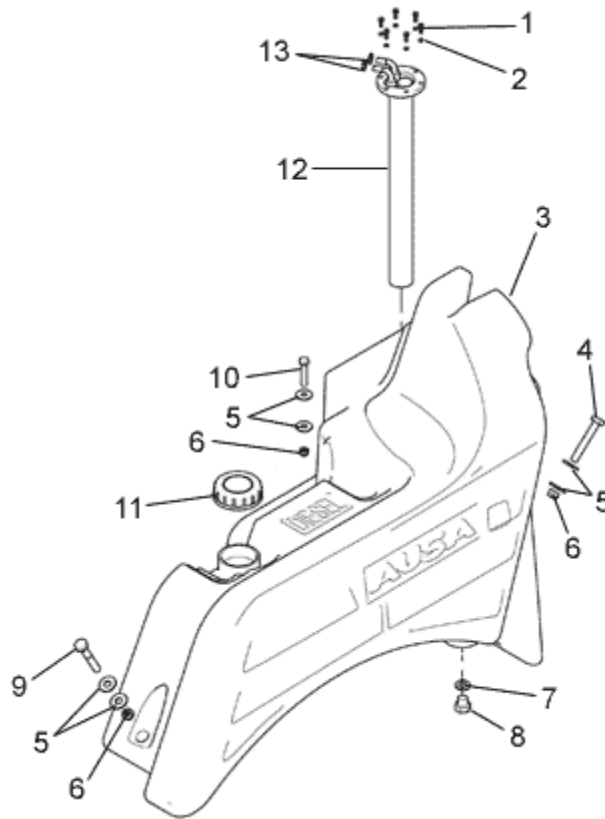


FIGURE	REFERENCE	DENOMINATION	AMOUNT
001	601.05020.86	HEXAGON SOCKET HEAD SCREW DIN912 M5x20	6
002	104.04000.00	WASHER DIN7980 D4	6
003	604.10065.86	SCREW DIN931	1
004	604.10055.86	BOLT DIN931 M10x55	1
005	112.10000.66	WASHER DIN9021 D10	6
006	711.10000.66	SHOCK ABSORBER	3
007	17.02046.00	WASHER 21x12x3	1
008	17.02047.00	CAP	1
009	17.02040.00	TANK 40L FUEL	1
010	604.10045.86	SCREW DIN931	1
011	17.02048.00	CAP FUEL	1
012	17.11030.00	LEVEL 350 MM OIL RESERVE	1
013	912.08016.66	CLAMP DIN3017	8

02. ENGINE

FUEL TANK (2)

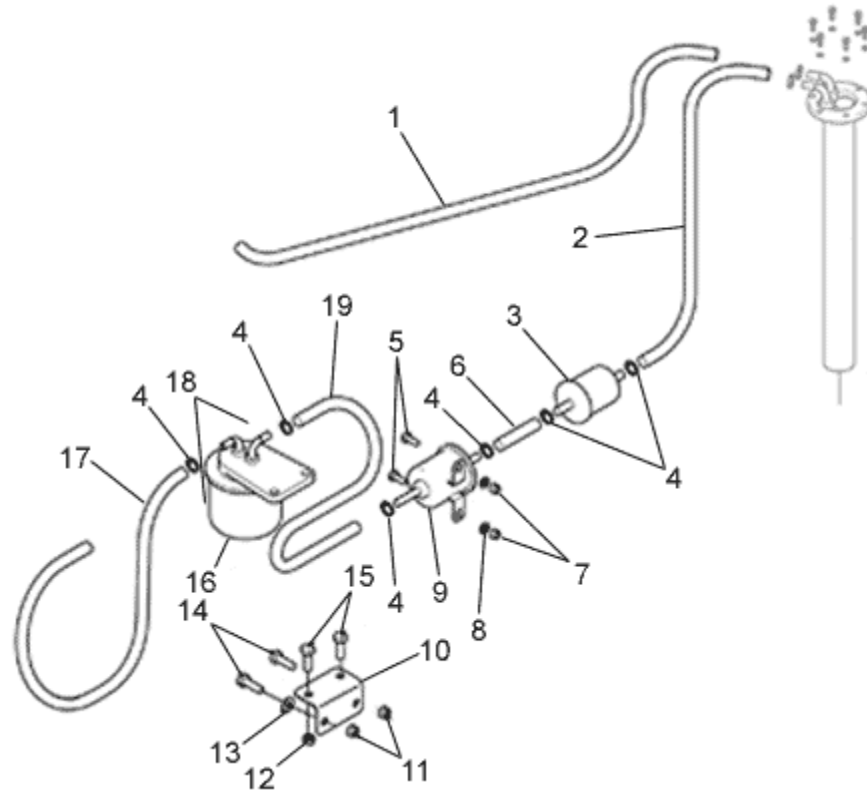


FIGURE	REFERENCE	DENOMINATION	AMOUNT
001	17.02045.00	TUBE 6X12	1
002	17.02044.00	MATERIAL TUBE	1
003	MN000017	PRE-FILTER, FUEL (200h+50h)	1
004	912.08016.66	CLAMP DIN3017	8
005	603.06015.86	SCREW DIN933 M6x15	2
006	17.02042.00	MAT. TUBE B/P 8X14	1
007	711.06000.66	NUT DIN982 M6	2
008	112.06000.66	WASHER DIN9021 D6	2
009	KURC60151351	FUEL ASSY PUMP	1
010	70.02033.00	FUEL FILTER SUPPORT	1
011	720.08000.66	NUT DIN985 M8 AUTOLOCKING	4
012	701.08000.66	NUT DIN934 M8X1,25	2
013	101.08000.66	WASHER DIN125 D8	2
014	603.08015.86	SCREW DIN933 M8x15	2
015	603.08025.86	SCREW DIN933 M8x25	2
016	DN000002	FUEL FILTER CARTRIDGE (400h)	1

017	17.02041.00	MAT. TUBE B/P 8X14	1
018	KU1522443010	DIESEL FILTER + SUPPORT	1

02. ENGINE

FUEL TANK (2)

FIGURE	REFERENCE	DENOMINATION	AMOUNT
019	17.02043.00	MAT. TUBE B/P 8X14	1

02. ENGINE

RADIATOR (PART 1)

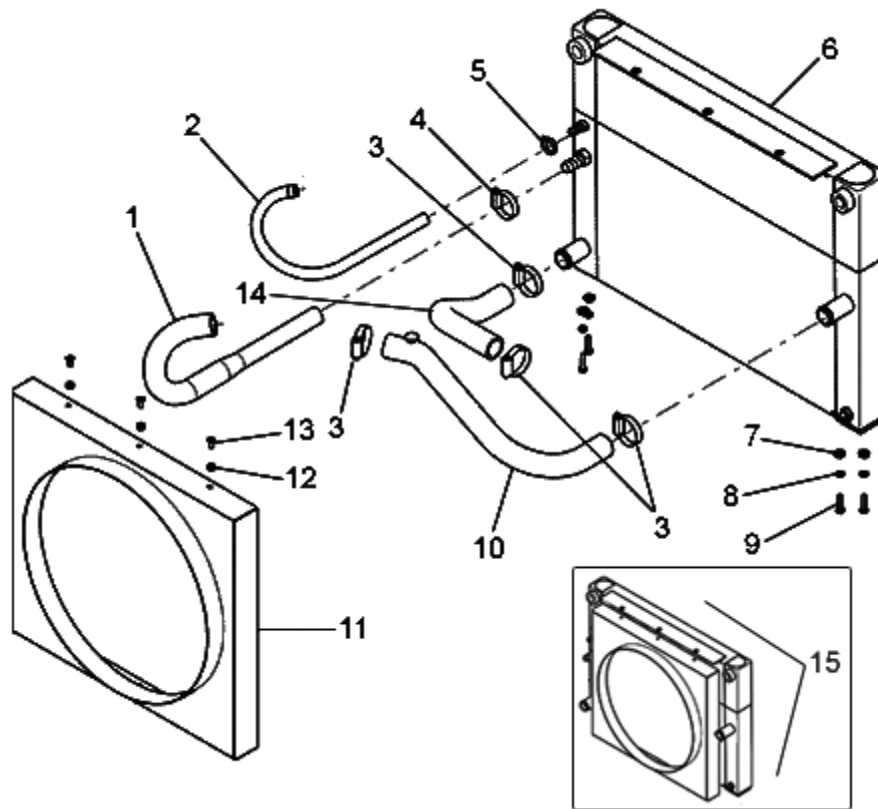


FIGURE	REFERENCE	DENOMINATION	AMOUNT
001	17.02056.00	RUBBER HOSE B/P, EXPANSION TANK	1
002	17.14105RE00	RUBBER HOSE B/P, EXPANSION TANK	1
003	912.30045.00	CLAMP	4
004	912.20032.00	CLAMP	2
005	912.08016.66	CLAMP DIN3017	2
006	17.02052.00	RADIATOR	1
007	112.08000.66	WASHER DIN9021 D8	4
008	104.08000.00	WASHER DIN7980 D8	4
009	603.08025.86	SCREW DIN933 M8x25	4
010	17.02054.00	RUBBER HOSE B/P	1
011	17.02051.00		1
012	720.06000.66	NUT	6
013	618.06015.86	SCREW DIN7991	6
014	17.02053.00	RUBBER HOSE B/P	1
015	17.02050.00	WATER-OIL RADIATOR 463X600X146	1

02. ENGINE

RADIATOR (PART 1)

CHASSIS: 50417

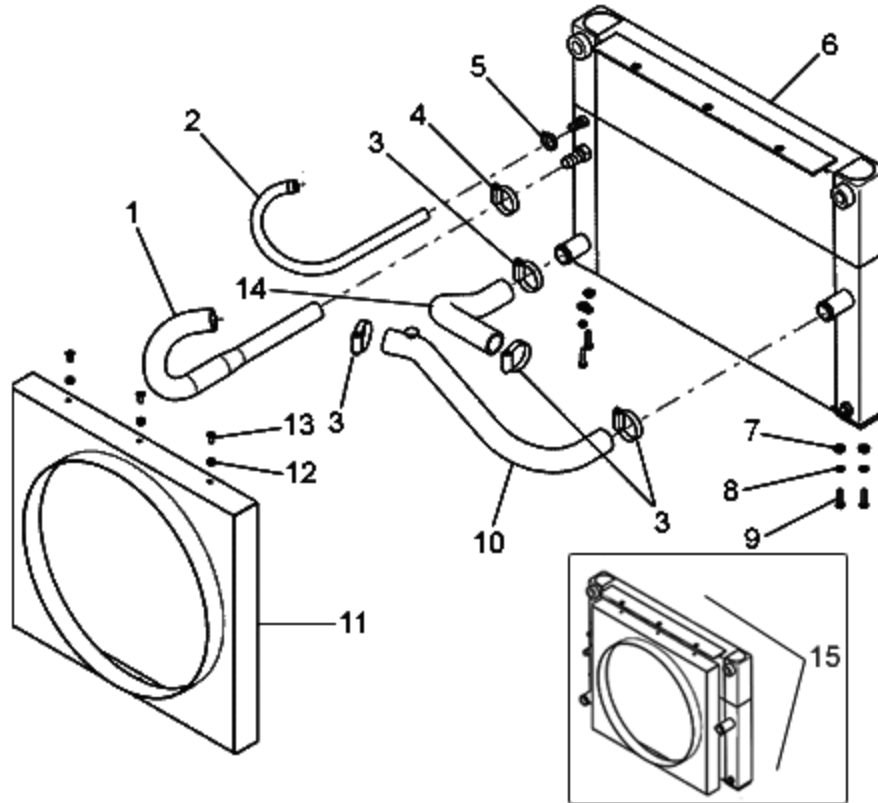


FIGURE	REFERENCE	DENOMINATION	AMOUNT
001	17.02056.00	RUBBER HOSE B/P, EXPANSION TANK	1
002	17.14105RE00	RUBBER HOSE B/P, EXPANSION TANK	1
003	912.30045.00	CLAMP	4
004	912.20032.00	CLAMP	2
005	912.08016.66	CLAMP DIN3017	2
006	17.02052.00	RADIATOR	1
007	112.08000.66	WASHER DIN9021 D8	4
008	104.08000.00	WASHER DIN7980 D8	4
009	603.08025.86	SCREW DIN933 M8x25	4
010	17.02054.00	RUBBER HOSE B/P	1
011	17.02051.01	RADIATOR PROTECTOR 480X442X80	1
012	720.06000.66	NUT	6
013	618.06015.86	SCREW DIN7991	6
014	17.02053.00	RUBBER HOSE B/P	1
015	17.02050.01	WATER-OIL RADIATOR 463X600X146	1

02. ENGINE

RADIATOR (PART 2)

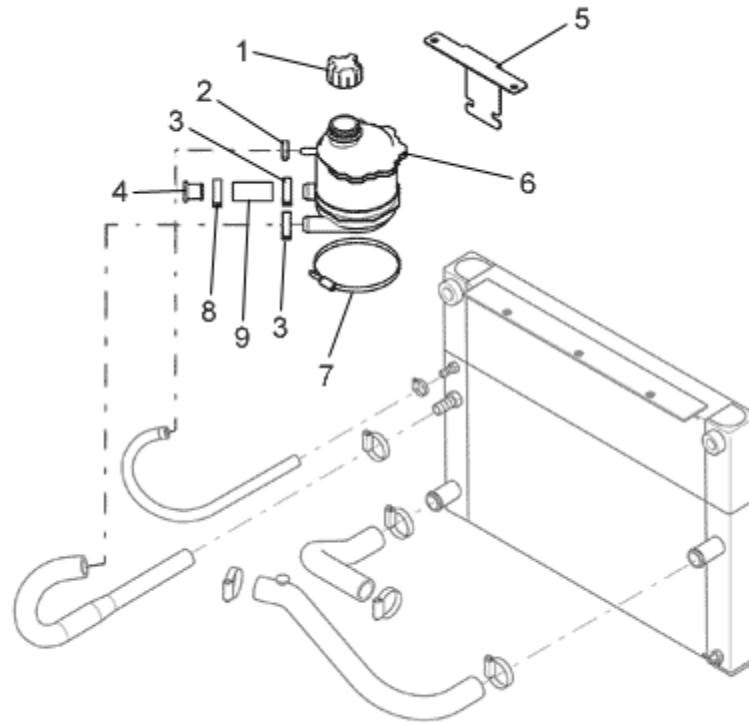


FIGURE	REFERENCE	DENOMINATION	AMOUNT
001	09.00172.00	CAP	1
002	912.08016.66	CLAMP DIN3017	2
003	912.20032.00	CLAMP	2
004	09.00246.01	CAP	1
005	17.02057.00	SUPPORT 40X122X194	1
006	09.00171.00	EXPANSION TANK C / PLUG	1
007	912.12140.66	CLAMP	1
009	09.00246.02	SLEEVE	1

02. ENGINE

RADIATOR (PART 2)

CHASSIS: 57112

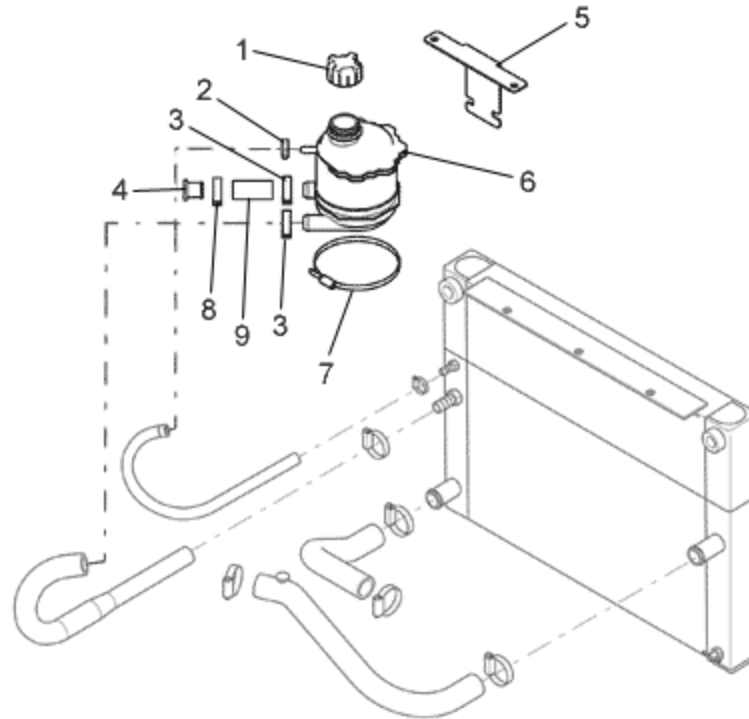


FIGURE	REFERENCE	DENOMINATION	AMOUNT
001	09.00172.00	CAP	1
002	912.08016.66	CLAMP DIN3017	2
003	912.20032.00	CLAMP	2
004	09.00246.01	CAP	1
005	17.02057.01		1
006	09.00171.00	EXPANSION TANK C / PLUG	1
007	912.12140.66	CLAMP	1
009	09.00246.02	SLEEVE	1

02. ENGINE SUPPORTS

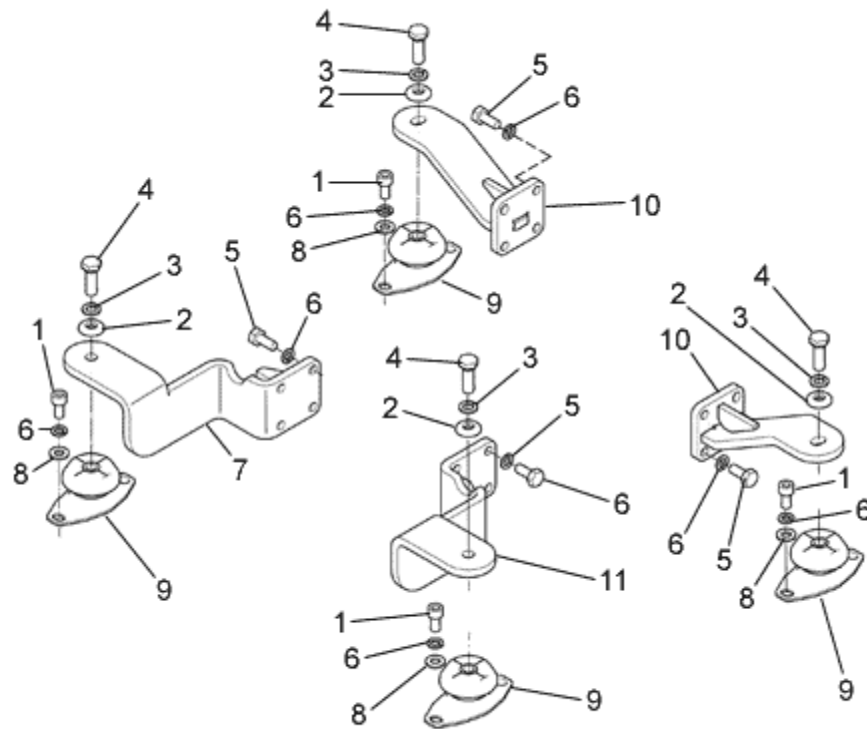


FIGURE	REFERENCE	DENOMINATION	AMOUNT
001	603.10020.86	SCREW DIN933 M10x20	8
002	01.00227.00	WASHER DIN6916*	4
003	104.12000.00	WASHER DIN7980 D12	4
004	604.12035.86	SCREW DIN931 M12x35	4
005	617.10025.86	SCREW DIN960 M10X25X1.25	16
006	104.10000.00	WASHER DIN7980 D10	24
007	17.02002.00	RIGHT SUPPORT ENGINE	1
008	101.10000.66	WASHER DIN125 D10	8
009	70.02160.00	SHOCK ABSORBER, 120x63x35.5 SH60	4
010	17.02003.00	REAR SUPPORT ENGINE 62.5X182X72	2
011	17.02001.00	LEFT SUPPORT ENGINE	1

02. ENGINE

SUPPORTS

CHASSIS: 53956

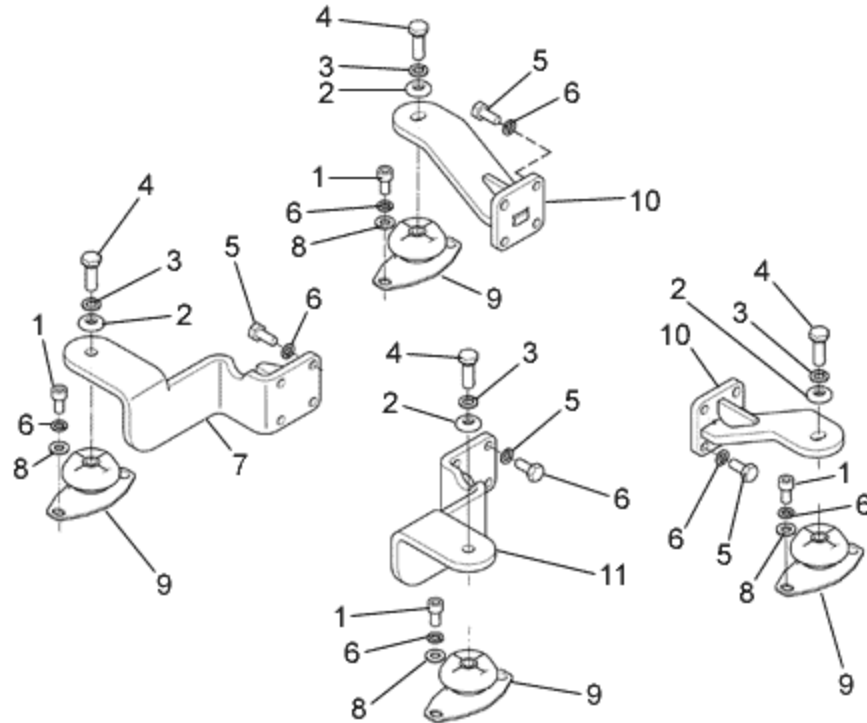


FIGURE	REFERENCE	DENOMINATION	AMOUNT
001	603.10020.86	SCREW DIN933 M10x20	8
002	01.00227.00	WASHER DIN6916*	4
003	104.12000.00	WASHER DIN7980 D12	4
004	604.12035.86	SCREW DIN931 M12x35	4
005	617.10025.86	SCREW DIN960 M10X25X1.25	16
006	104.10000.00	WASHER DIN7980 D10	24
007	17.02002.00	RIGHT SUPPORT ENGINE	1
008	101.10000.66	WASHER DIN125 D10	8
009	70.02062.00	SHOCK ABSORBER	4
010	17.02003.00	REAR SUPPORT ENGINE 62.5X182X72	2
011	17.02001.00	LEFT SUPPORT ENGINE	1

03. TRANSMISSION GEARBOX

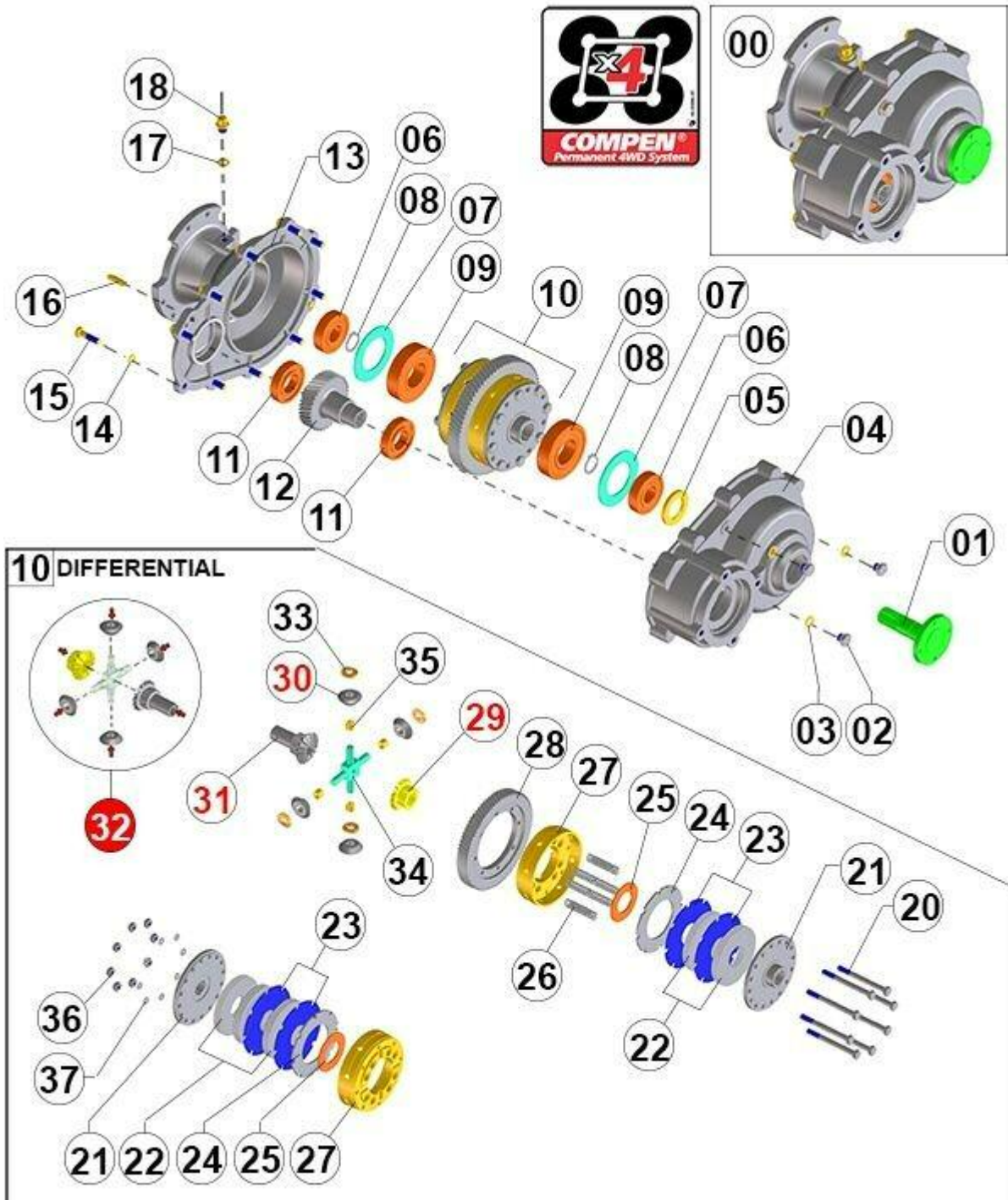


FIGURE	REFERENCE	DENOMINATION	AMOUNT
000	17.03500.00	REDUCER BOX D201-RH/G/S	1
001	12.03315.01	AXLE 'CYL/EST' Z-14	1
002	80.01035.00	SCREW DIN910*	3
003	107.14000.10	WASHER AL 14x20x1.5	3

004	12.03312.01	CASING	1
005	205.04007.50	SEAL	1
006	301.30019.00	BEARING DIN625	2
007	12.03321.00	SUPPLEMENT	2
008	904.30000.00	RING 0,5 MM.	2
009	301.45025.00	BEARING DIN625	2
010	17.03359.00		1
011	301.35017.00	BEARING DIN625	2
012	12.03313.02	GEAR HEL. Z36	1
013	12.03311.01	REDUCTION GEARS COVER 165X268X372	1
014	105.10000.66	WASHER DIN7980 D10	10
015	604.10040.86	SCREW DIN931	10
016	403.10035.00	PIN DIN6325 D10X35	2
017	107.14000.10	WASHER AL 14x20x1.5	1
018	20.03104.00	CAP	1
020	604.10120.80	SCREW DIN931	8
021	43.00371.00	FLANGE	2
022	43.03690.00	SPACER	6
023	43.00368.00	DISK AXIAL	4
024	43.00367.00	DISK AXIAL	2
025	43.00374.03	REGUL SKIM	2
026	12.00366.00	SPRING COMPRESSION	8
027	43.00360.10	CASING	2
028	12.03314.11	GEAR	1
032	43.00303.00	GEARS KIT	1
033	43.00364.01	PANEL	4
034	43.00362.02	SHAFT CIL/CIL	1
035	939.01415.00	BUSH	4
036	720.10000.66	NUT	8
037	101.10000.66	WASHER DIN125 D10	8

03. TRANSMISSION

HYDROSTATIC ENGINE

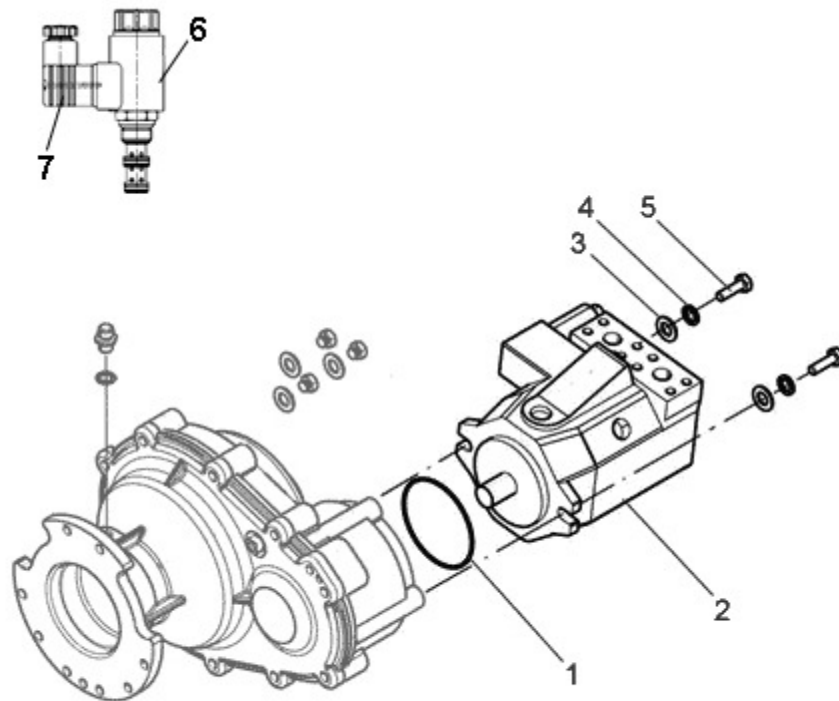


FIGURE	REFERENCE	DENOMINATION	AMOUNT
001	201.10025.50	O-RING DIN3770	1
002	17.03602.00		1
003	101.12000.66	WASHER DIN125 D12	2
004	104.12000.00	WASHER DIN7980 D12	2
005	603.08015.86	SCREW DIN933 M8x15	2
006	RXR902650921	COIL	1
007	RXR902602623	PLUG	1

03. TRANSMISSION

HYDROSTATIC ENGINE

CHASSIS: 85356

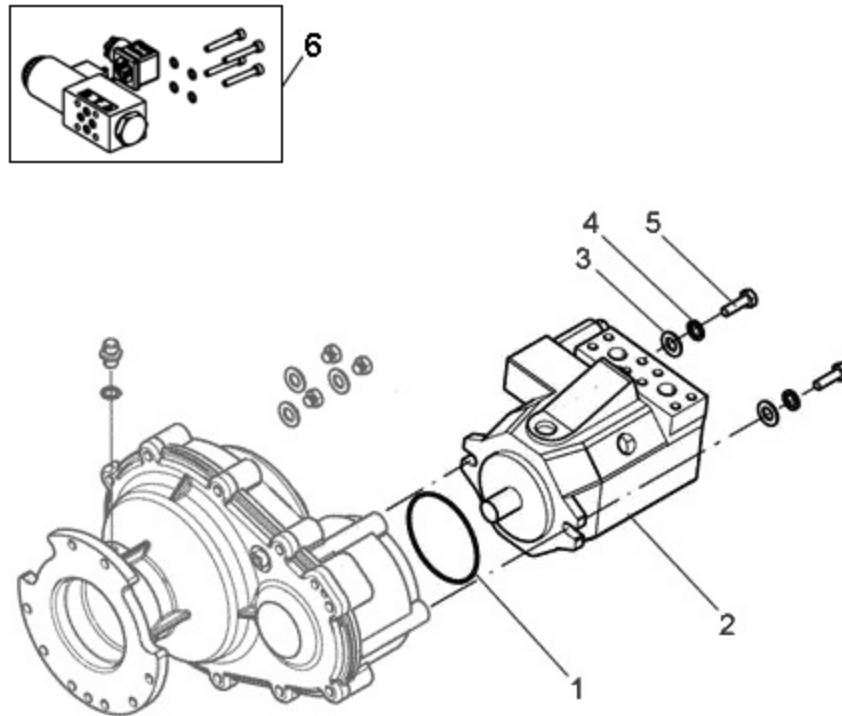


FIGURE	REFERENCE	DENOMINATION	AMOUNT
001	201.10025.50	O-RING DIN3770	1
002	17.03608.00		1
003	01.00227.00	WASHER DIN6916*	2
004	104.12000.00	WASHER DIN7980 D12	2
005	601.12035.86	SCREW DIN912	2
006	POB45366K	SOLENOID VALVE	1

COMMENTS

PM.4983

03. TRANSMISSION PUMP

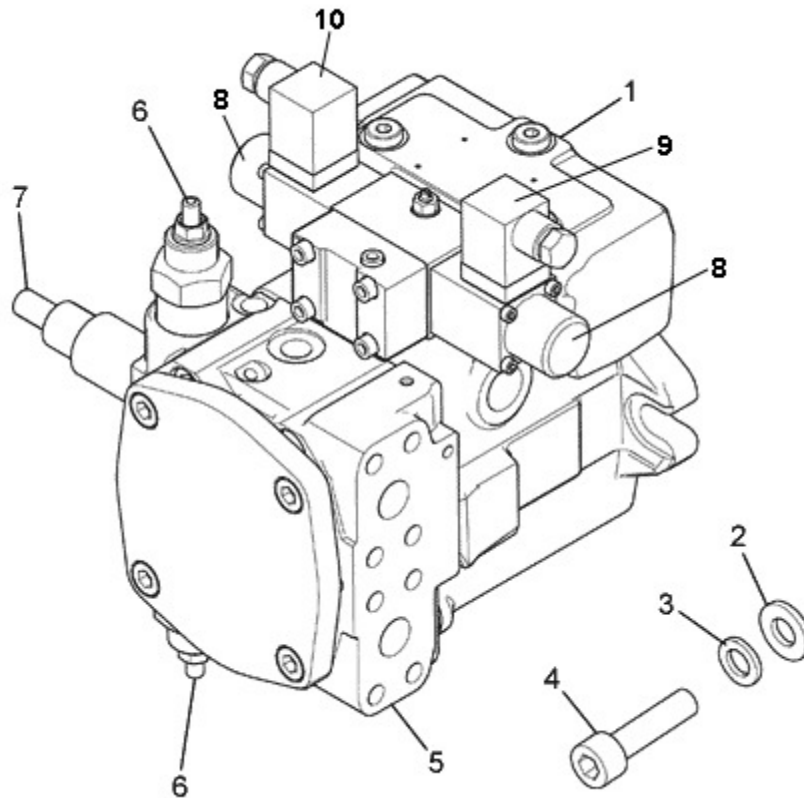


FIGURE	REFERENCE	DENOMINATION	AMOUNT
001	17.03601.00	HYDROSTATIC PUMP	1
002	15.30110.00	WASHER 14X7X26	2
003	104.14000.00	CIR-CLIP EXT. DIN7980	2
004	601.14040.86	HEXAGON SOCKET HEAD SCREW DIN912 M14x40	2
006	RXR902016400	VALVE	2
007	RXR909433093	RELIEVE VALVE	1
008	RXR902602669	COIL	2
009	RXR902602623	PLUG	1
010	RXR902602622	PLUG	1

03. TRANSMISSION

UNIVERSAL JOINT

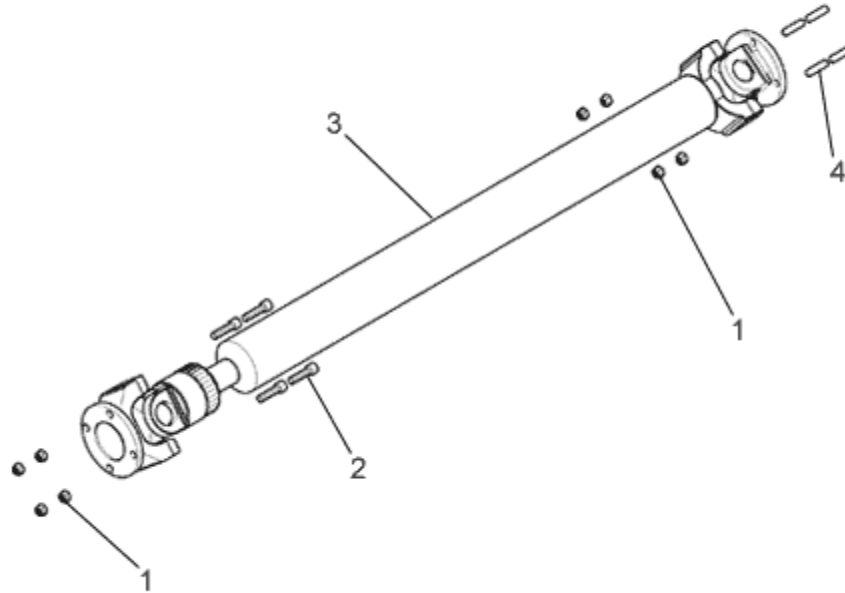


FIGURE	REFERENCE	DENOMINATION	AMOUNT
001	720.08000.66	NUT DIN985 M8 AUTOLOCKING	8
002	601.08030.86	SCREW DIN912 M8x30	4
003	17.03510.00	CARDAN JOINT 1050	1
004	43.50166.00	STUD.M8X1.25X30	4

SAUER TRANSMISSION HYDROSTATIC ENGINE

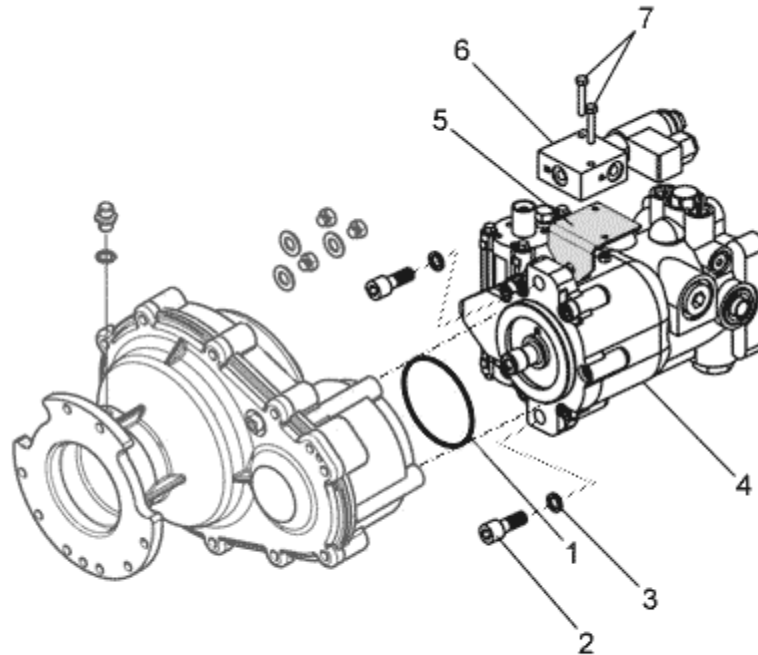


FIGURE	REFERENCE	DENOMINATION	AMOUNT
001	201.10025.50	O-RING DIN3770	1
002	601.12030.86	SCREW DIN912	2
003	104.12000.00	WASHER DIN7980 D12	2
004	20.03251.00	HIDROSTATYC ENGINE 46CC SAUER	1
005	70.10276.00	SUPPORT 3X64X67	1
006	20.05005.00	SELECTION VALVE 3 WAYS	1
007	603.06040.86	SCREW	2
008	701.06000.66	NUT DIN934 M6X1	2

BONDIOLI & PAVESI TRANSMISSION HYDROSTATIC ENGINE


1

FIGURE	REFERENCE	DENOMINATION	AMOUNT
001	17.03605.00	NOT AVAILABLE	1
002	BO5540100003	WHITE CONNECTOR	1
003	BOHP450260258R	GR.EL.DUP.MD1LTA/10ND12K1 0,6 E M4MV3465	1

BONDIOLI & PAVESI TRANSMISSION HYDRAULIK PUMP

1


FIGURE	REFERENCE	DENOMINATION	AMOUNT
001	17.03606.00	NOT AVAILABLE	1
002	BOHP450260215R	SOLENOID	1
003	BO5540100001	BLACK CONNECTOR	1
004	BO5540100003	WHITE CONNECTOR	1
005	BOHP550040012R	COIL 12V	2

TRANSMISSION (FRONT AXLE) FRONT AXLE

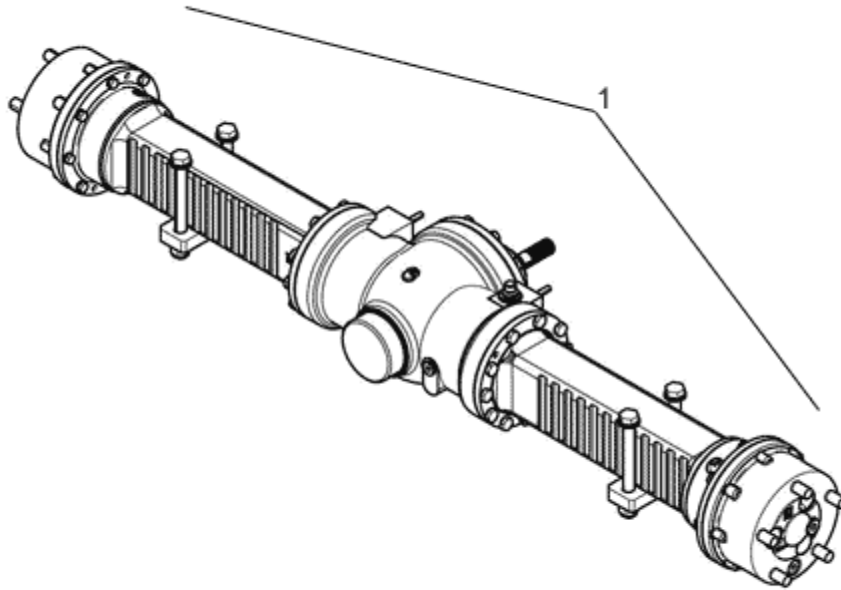


FIGURE	REFERENCE	DENOMINATION	AMOUNT
001	17.03400.00	FRONT FIXED AXLE D 201 RH/G/S	1

TRANSMISSION (FRONT AXLE) DIFFERENTIAL (PART 1)

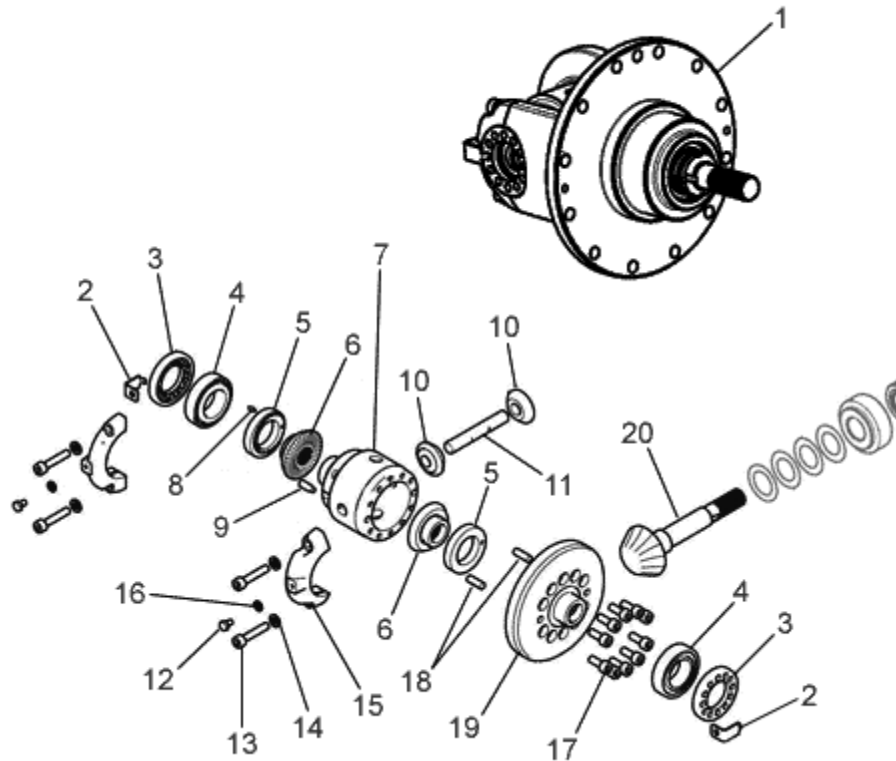


FIGURE	REFERENCE	DENOMINATION	AMOUNT
001	12.03402.01	DIFFERENTIAL	2
002	70.03437.00	FIXATION SUPPORT	2
003	70.03434.00	BEARING 9X64X64	2
004	307.35018.00	ROLLING BEARING	2
005	70.03433.00	WASHER Ø35,5x57x10	2
006	70.03426.00	CONICAL GEAR Z16	2
007	70.03439.01	DIFFERENTIAL HOUSING	1
008	403.03010.00	PIN DIN6325 3x10	1
009	636.08020.80	SCREW DIN915 M8x20	1
010	70.03425.00	CONICAL GEAR Z10	2
011	70.03424.01	AXLE 'CYL/CYL'	2
012	603.06010.86	SCREW DIN933 M6x10	2
013	601.08040.96	HEXAGON SOCKET HEAD SCREW DIN912 M8x40	4
014	104.08000.00	WASHER DIN7980 D8	4
015	70.03417.00	CLAMP	2
016	104.06000.00	WASHER DIN7980 D6	2

017	601.08020.96	HEXAGON SOCKET HEAD SCREW DIN912 M8x20	10
018	403.08024.00	PIN DIN6325	2

TRANSMISSION (FRONT AXLE) DIFFERENTIAL (PART 1)

FIGURE	REFERENCE	DENOMINATION	AMOUNT
019	70.03490.00	BEVEL GEAR SET	1
020	70.03490.00	BEVEL GEAR SET	1

TRANSMISSION (FRONT AXLE) DIFFERENTIAL (PART 2)

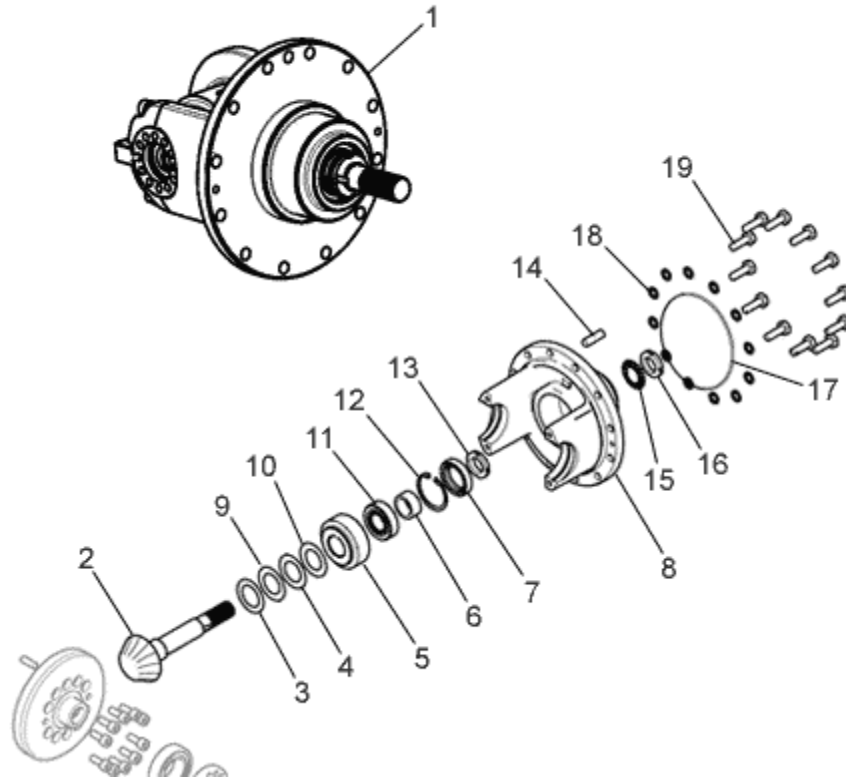


FIGURE	REFERENCE	DENOMINATION	AMOUNT
001	12.03402.01	DIFFERENTIAL	2
002	70.03490.00	BEVEL GEAR SET	1
003	70.03474.00	WASHER Ø33xØ50x1	1
004	70.03464.00	SPACER	1
005	307.30029.00	BEARING DIN720 HM88500	1
006	12.03470.00	BUSHING 25x35x16	1
007	216.03510.50	SEAL	1
008	70.03418.01	SUPPORT GEAR	1
009	70.03462.00	SPACER	1
010	70.03463.00	SPACER	1
011	307.25019.00	BEARING DIN720 32205-B	1
012	905.52000.00	RING 0,5 MM.	1
014	403.10030.00	PIN	1
015	906.25000.00	WASHER	1
016	907.25000.00	NUT SKF KM 5 M25x1,5	2
017	201.16525.50	GASKET DIN3770 165X2.5	1



018	104.10000.00	WASHER DIN7980 D10	1
019	603.10030.86	SCREW DIN933	12

TRANSMISSION (FRONT AXLE)

DIFFERENTIAL (PART 2)

CHASSIS: 67456

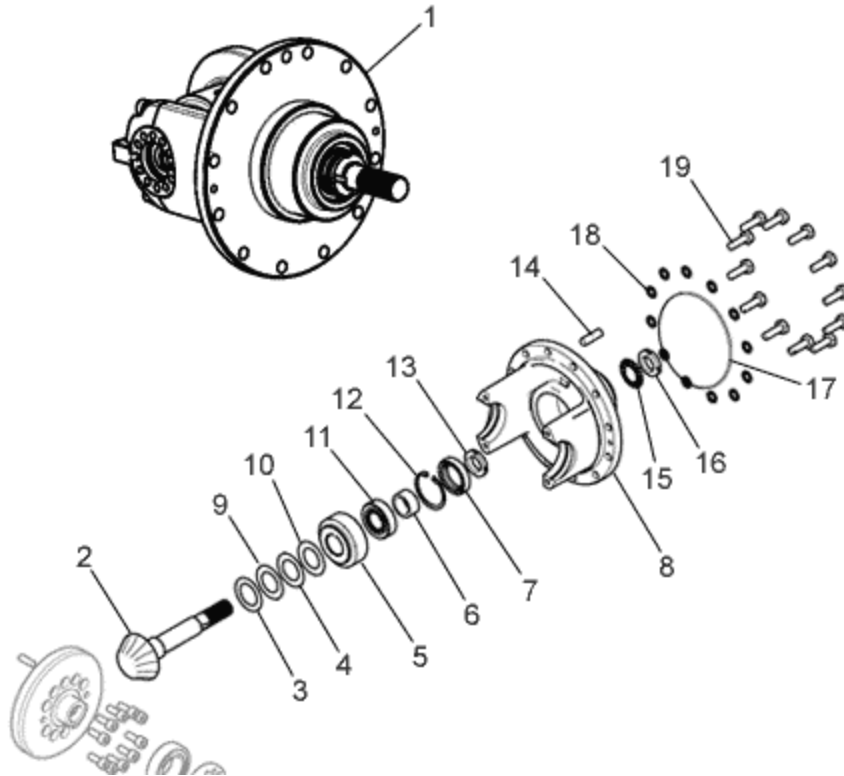


FIGURE	REFERENCE	DENOMINATION	AMOUNT
001	12.03402.01	DIFFERENTIAL	2
002	70.03490.00	BEVEL GEAR SET	1
003	70.03474.01	WASHER. D33XD50X1, 6	1
004	70.03464.00	SPACER	1
005	307.30029.01	DIN 720 323 BEARING	1
006	12.03470.00	BUSHING 25x35x16	1
007	216.03510.50	SEAL	1
008	70.03418.01	SUPPORT GEAR	1
009	70.03462.00	SPACER	1
010	70.03463.00	SPACER	1
011	307.25019.00	BEARING DIN720 32205-B	1
012	905.52000.00	RING 0,5 MM.	1
014	403.10030.00	PIN	1
015	906.25000.00	WASHER	1
016	907.25000.00	NUT SKF KM 5 M25x1,5	2
017	201.16525.50	GASKET DIN3770 165X2.5	1



018	104.10000.00	WASHER DIN7980 D10	1
019	603.10030.86	SCREW DIN933	12

TRANSMISSION (FRONT AXLE) CASINGS

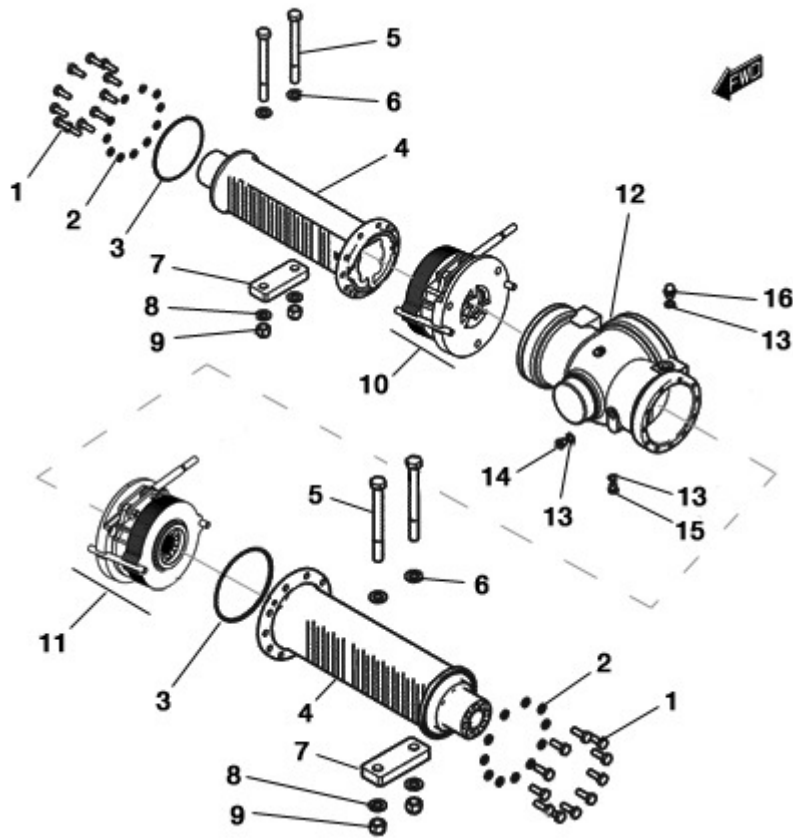


FIGURE	REFERENCE	DENOMINATION	AMOUNT
001	603.10030.86	SCREW DIN933	24
002	104.10000.00	WASHER DIN7980 D10	24
003	201.13525.50	O-RING DIN3770	2
004	17.03470.00	AXLE HOUSING 172X470	2
005	604.16170.86	BOLT DIN931 M16x170	4
006	104.14000.00	CIR-CLIP EXT. DIN7980	4
007	12.03406.00	SUPPORT 20X50X128	2
008	101.16000.66	WASHER DIN125 D16	4
009	711.16000.66	NUT DIN982 M16 8.8 K	4
010	12.03445.00	RIGHT BRAKE 5 DISCS	1
011	12.03446.00	LEFT BRAKE 5 DISCS	1
012	70.03476.00	DIFFERENTIAL CASE 205X210X341	1
013	107.14000.10	WASHER AL 14x20x1.5	3
014	80.01035.01	CAP	1
015	10.00921.00	CAP M14X150 DIN908	1
016	20.03104.00	CAP	1

TRANSMISSION (FRONT AXLE) REDUCTION

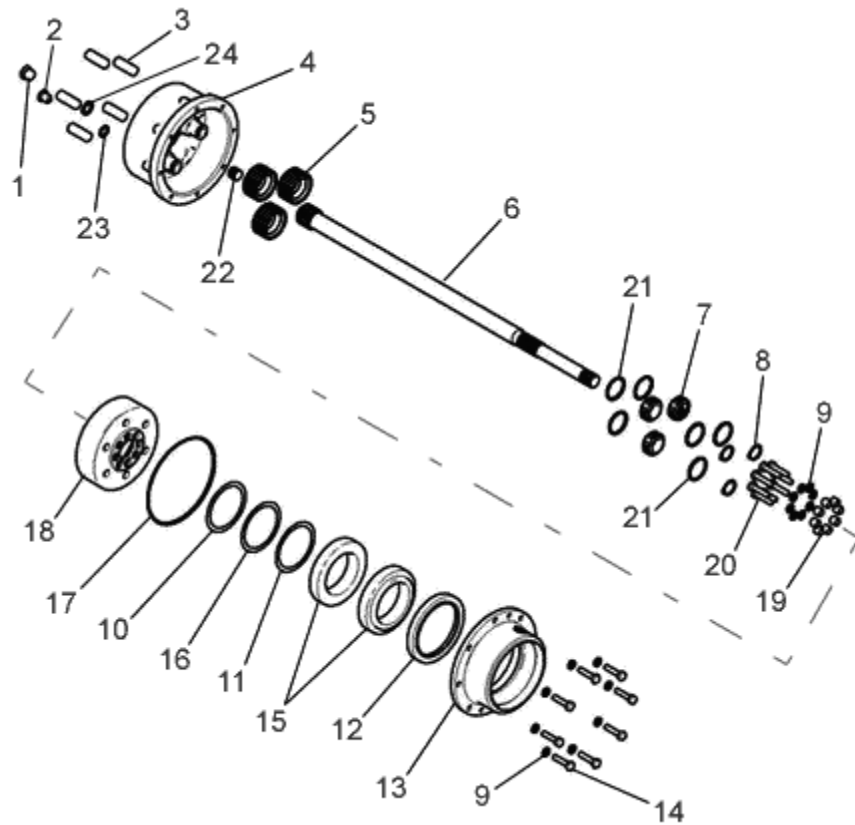


FIGURE	REFERENCE	DENOMINATION	AMOUNT
001	60.00802.00	CAP	2
002	10.00921.00	CAP M14X150 DIN908	2
003	70.03414.00	STUD 47 M16X1,5	10
004	70.03416.05	REDUCTION CASE	2
005	12.03409.00	GEAR Z33	6
006	17.03471.00	DRIVE SHAFT 680 Z20-Z20	2
007	12.03410.00	NEEDLES BEARING	6
008	904.24000.00	RING DIN471 E24	6
009	104.08000.00	WASHER DIN7980 D8	32
010	10.16351.00	REGUL SKIM	2
011	10.16352.00	REGUL SKIM	2
012	216.09512.50	SEAL	2
013	70.03415.00	WHEEL HUB	2
014	604.08035.86	SCREW DIN931	16
015	307.75025.00	BEARING	4
016	10.16350.00	REGUL SKIM	2

017	201.15125.50	O-RING DIN3770	2
018	70.03422.00	CROWN	2

TRANSMISSION (FRONT AXLE) REDUCTION

FIGURE	REFERENCE	DENOMINATION	AMOUNT
019	70.03461.00	BUSHING 8x13x11,3	16
020	604.08035.96	BOLT DIN931 M8x35 12K	14
021	12.03411.00	RING	12
022	70.03432.01	CYL/CYL AXLE D18X16	2
023	107.14000.10	WASHER AL 14x20x1.5	2
024	08.00317.00	METALLIC GASKET BUNA D3/8	2

TRANSMISSION (REAR AXLE)

REAR AXLE

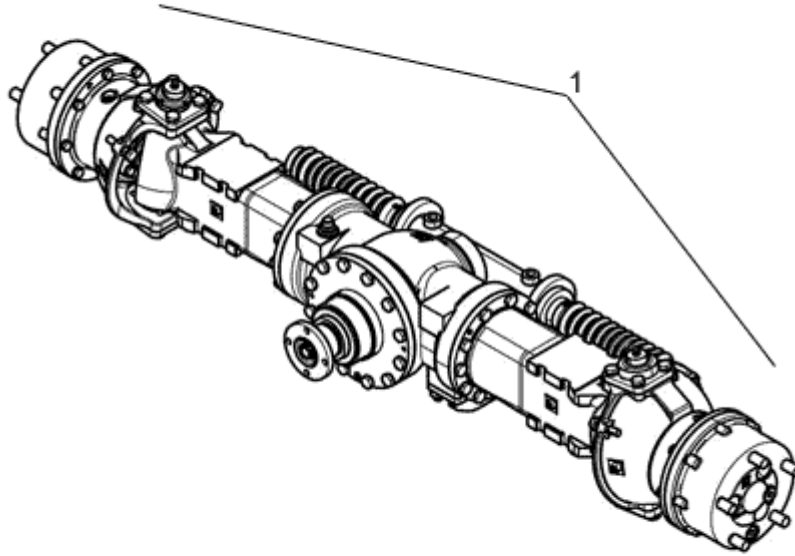


FIGURE	REFERENCE	DENOMINATION	AMOUNT
001	17.34050.00	REAR AXLE D201-RH COMP.	1

TRANSMISSION (REAR AXLE) DIFFERENTIAL (PART 1)

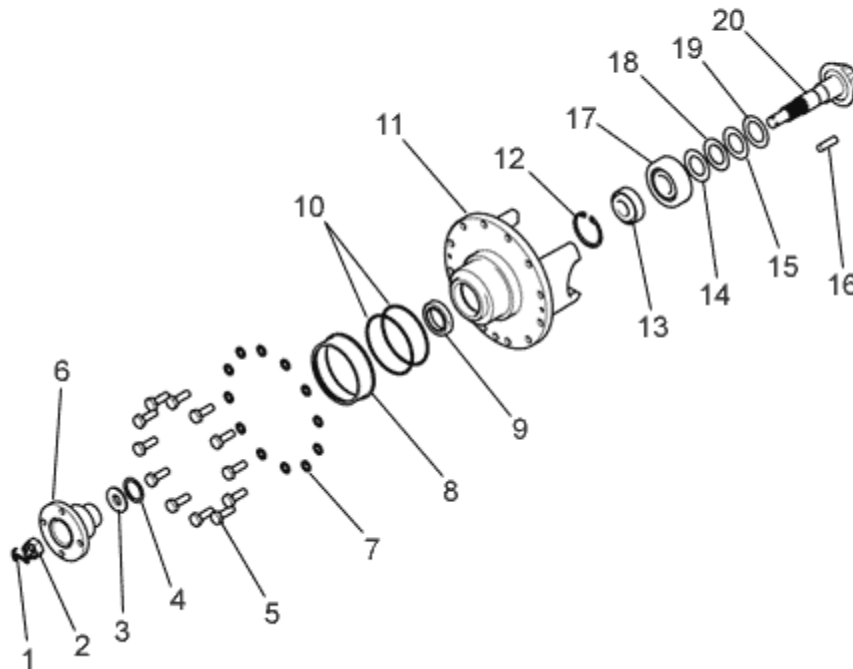


FIGURE	REFERENCE	DENOMINATION	AMOUNT
001	401.03040.60	PIN	1
002	710.16000.66	NUT	1
003	70.03435.00	WASHER Ø16x38x5	1
004	201.33025.50	O-RING DIN3770	1
005	603.10030.86	SCREW DIN933	12
006	70.03320.00	CYL/CYL COUPLING 35X90X65	1
007	104.10000.00	WASHER DIN7980 D10	12
008	17.03431.00	BUSHING Ø98xØ90x28	2
009	216.03510.50	SEAL	1
010	201.90002.50	GASKET DIN377090X95X2.5	4
011	70.03418.01	SUPPORT GEAR	1
012	905.52000.00	RING 0,5 MM.	1
013	307.25019.00	BEARING DIN720 32205-B	1
014	70.03463.00	SPACER	1
015	70.03462.00	SPACER	1
016	403.10035.00	PIN DIN6325 D10X35	1

017	307.30029.00	BEARING DIN720 HM88500	1
018	70.03464.00	SPACER	1

TRANSMISSION (REAR AXLE) DIFFERENTIAL (PART 1)

FIGURE	REFERENCE	DENOMINATION	AMOUNT
019	70.03474.00	WASHER Ø33xØ50x1	1
020	17.03440.00	BEVEL GEAR SET	1

TRANSMISSION (REAR AXLE)

DIFFERENTIAL (PART 1)

CHASSIS: 67456

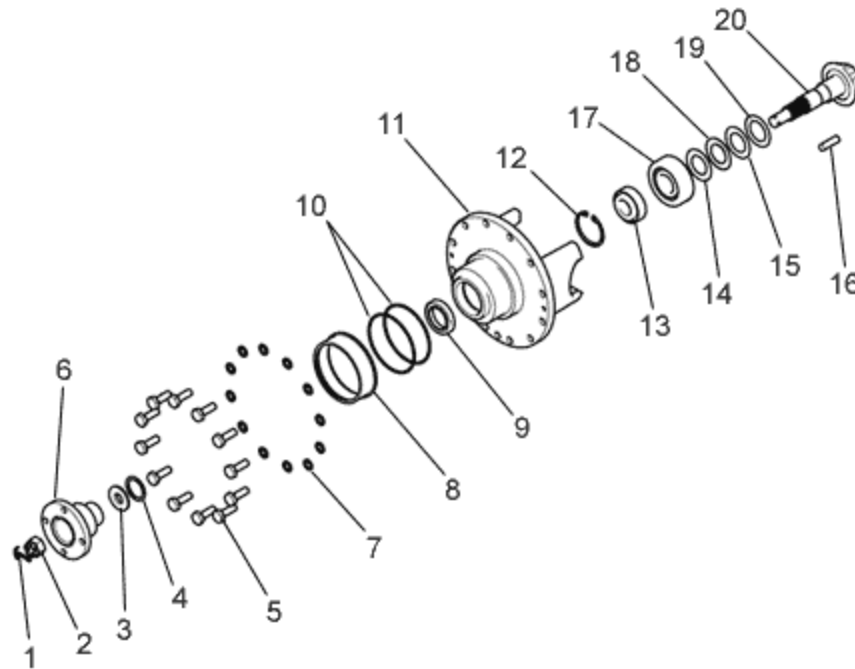


FIGURE	REFERENCE	DENOMINATION	AMOUNT
001	401.03040.60	PIN	1
002	710.16000.66	NUT	1
003	70.03435.00	WASHER Ø16x38x5	1
004	201.33025.50	O-RING DIN3770	1
005	603.10030.86	SCREW DIN933	12
006	70.03320.00	CYL/CYL COUPLING 35X90X65	1
007	104.10000.00	WASHER DIN7980 D10	12
008	17.03431.00	BUSHING Ø98xØ90x28	2
009	216.03510.50	SEAL	1
010	201.90002.50	GASKET DIN377090X95X2.5	4
011	70.03418.01	SUPPORT GEAR	1
012	905.52000.00	RING 0,5 MM.	1
013	307.25019.00	BEARING DIN720 32205-B	1
014	70.03463.00	SPACER	1
015	70.03462.00	SPACER	1
016	403.10035.00	PIN DIN6325 D10X35	1

017	307.30029.01	DIN 720 323 BEARING	1
018	70.03464.00	SPACER	1

TRANSMISSION (REAR AXLE)**DIFFERENTIAL (PART 1)**

CHASSIS: 67456

FIGURE	REFERENCE	DENOMINATION	AMOUNT
019	70.03474.01	WASHER. D33XD50X1, 6	1
020	17.03440.00	BEVEL GEAR SET	1

TRANSMISSION (REAR AXLE) DIFFERENTIAL (PART 2)

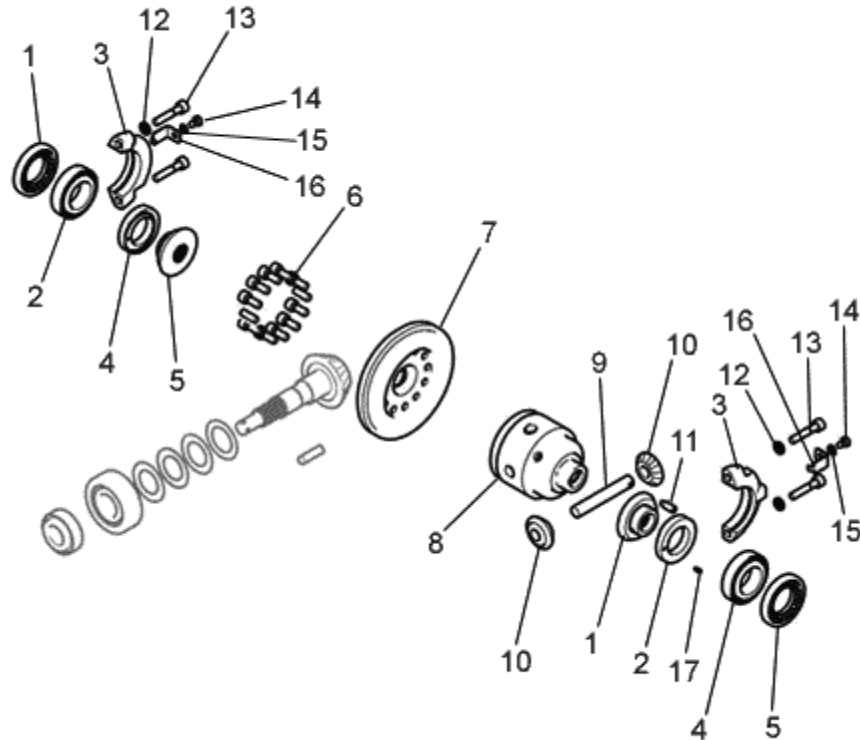


FIGURE	REFERENCE	DENOMINATION	AMOUNT
001	70.03434.00	BEARING 9X64X64	2
002	307.35018.00	ROLLING BEARING	2
003	70.03417.00	CLAMP	2
004	70.03433.00	WASHER Ø35,5x57x10	2
005	70.03426.00	CONICAL GEAR Z16	2
006	601.08020.96	HEXAGON SOCKET HEAD SCREW DIN912 M8x20	10
007	17.03440.00	BEVEL GEAR SET	1
008	70.03439.01	DIFFERENTIAL HOUSING	1
009	70.03424.01	AXLE 'CYL/CYL'	1
010	70.03425.00	CONICAL GEAR Z10	2
011	636.08020.80	SCREW DIN915 M8x20	2
012	104.08000.00	WASHER DIN7980 D8	4
013	601.08040.96	HEXAGON SOCKET HEAD SCREW DIN912 M8x40	4
014	603.06010.86	SCREW DIN933 M6x10	2
015	104.06000.00	WASHER DIN7980 D6	2
016	70.03437.00	FIXATION SUPPORT	2



017 403.03010.00 PIN DIN6325 3x10

2

TRANSMISSION (REAR AXLE) CASINGS

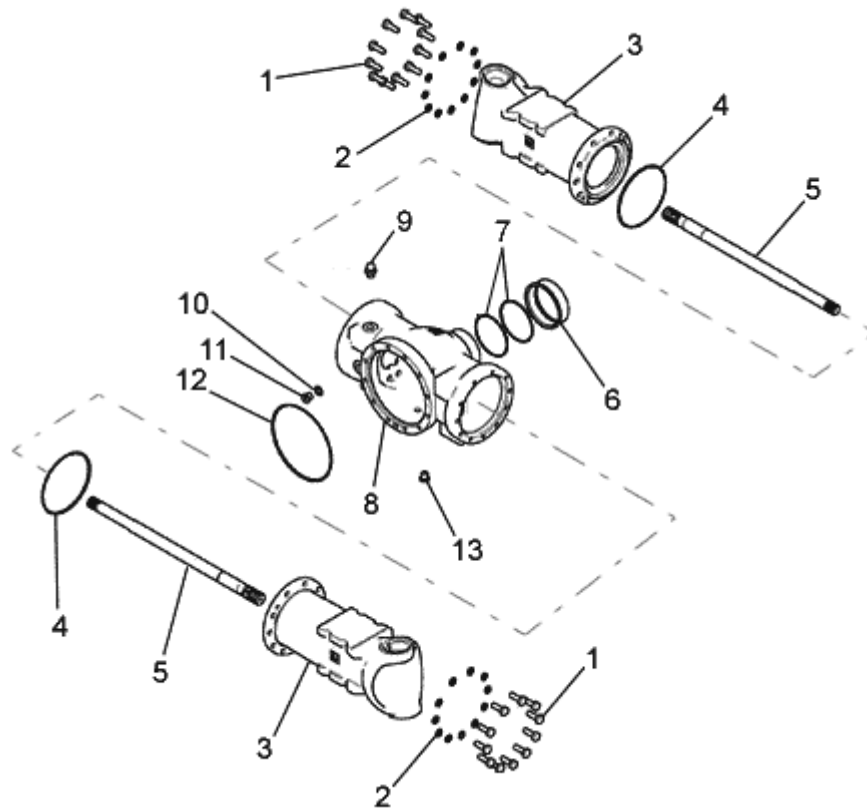


FIGURE	REFERENCE	DENOMINATION	AMOUNT
001	603.10030.86	SCREW DIN933	22
002	104.10000.00	WASHER DIN7980 D10	22
003	17.03413.00	AXLE HOUSING 172X333	2
004	201.13525.50	O-RING DIN3770	2
005	17.03414.00	DRIVE SHAFT 500	2
006	17.03431.00	BUSHING Ø98xØ90x28	2
007	201.90002.50	GASKET DIN377090X95X2.5	2
008	17.03412.00	DIF. CASING	1
009	20.03104.00	CAP	1
010	107.14000.10	WASHER AL 14x20x1.5	1
011	80.01035.01	CAP	1
012	201.16525.50	GASKET DIN3770 165X2.5	1
013	10.00921.00	CAP M14X150 DIN908	1

TRANSMISSION (REAR AXLE)

CASINGS

CHASSIS: 54456

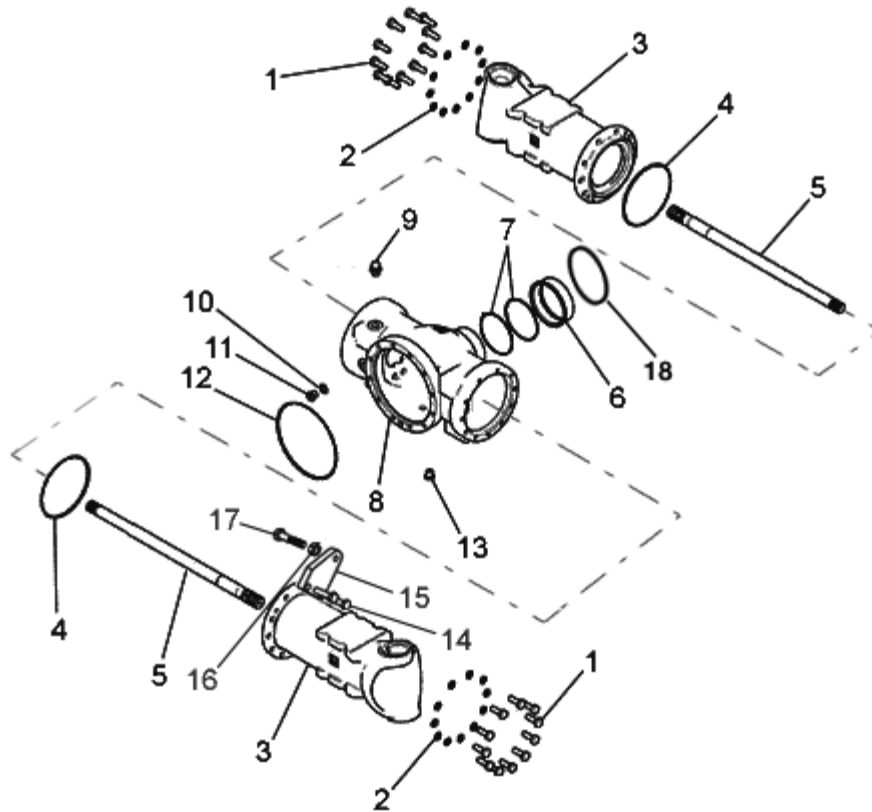


FIGURE	REFERENCE	DENOMINATION	AMOUNT
001	603.10030.86	SCREW DIN933	22
002	104.10000.00	WASHER DIN7980 D10	22
003	17.03413.00	AXLE HOUSING 172X333	2
004	201.13525.50	O-RING DIN3770	2
005	17.03414.00	DRIVE SHAFT 500	2
006	17.03431.00	BUSHING Ø98xØ90x28	2
007	201.90002.50	GASKET DIN377090X95X2.5	2
008	17.03412.00	DIF. CASING	1
009	20.03104.00	CAP	1
010	107.14000.10	WASHER AL 14x20x1.5	1
011	80.01035.01	CAP	1
012	201.16525.50	GASKET DIN3770 165X2.5	1
013	10.00921.00	CAP M14X150 DIN908	1
014	603.10045.86	BOLT DIN933 M10x45	4
015	17.03460.00	FIXATION SUPPORT	2
016	701.12000.66	NUT DIN934 M12x1.75	2

017

604.12060.86

SCREW DIN931 M12x60

2

TRANSMISSION (REAR AXLE)

CASINGS

CHASSIS: 58834

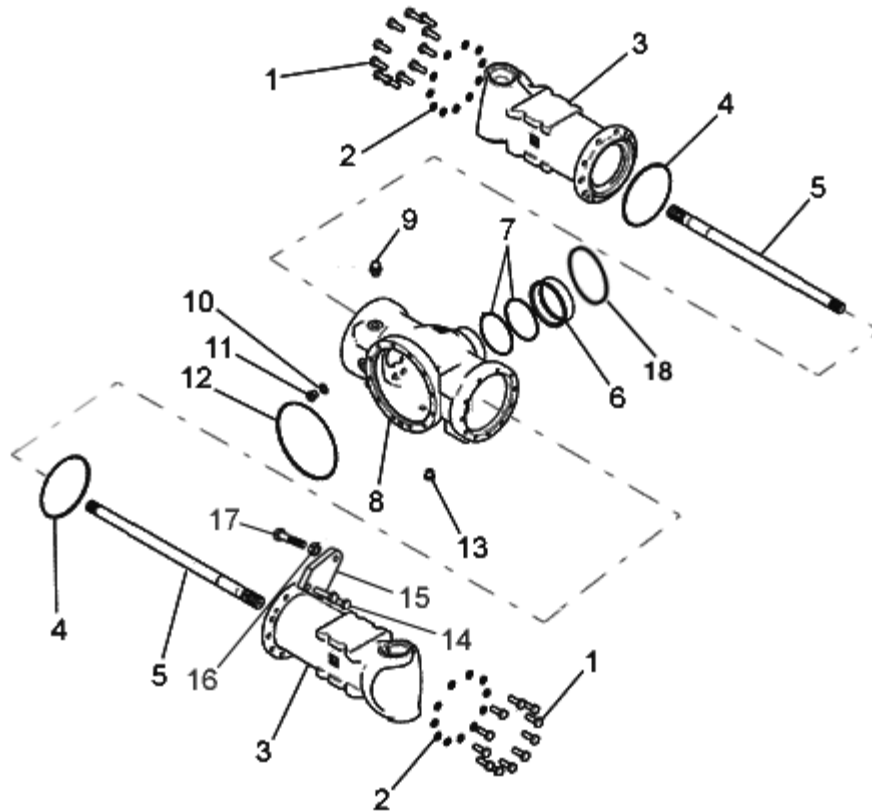


FIGURE	REFERENCE	DENOMINATION	AMOUNT
001	603.10030.86	SCREW DIN933	22
002	104.10000.00	WASHER DIN7980 D10	22
003	17.03413.00	AXLE HOUSING 172X333	2
004	201.13525.50	O-RING DIN3770	2
005	17.03414.00	DRIVE SHAFT 500	2
006	17.03431.00	BUSHING Ø98xØ90x28	2
007	201.90002.50	GASKET DIN377090X95X2.5	2
008	17.03412.00	DIF. CASING	1
009	20.03104.00	CAP	1
010	107.14000.10	WASHER AL 14x20x1.5	1
011	80.01035.01	CAP	1
012	201.16525.50	GASKET DIN3770 165X2.5	1
013	10.00921.00	CAP M14X150 DIN908	1
014	603.10045.86	BOLT DIN933 M10x45	4
015	17.03460.00	FIXATION SUPPORT	2
016	701.12000.66	NUT DIN934 M12x1.75	2

017	604.12060.86	SCREW DIN931 M12x60	2
018	17.03436.00		1

TRANSMISSION (REAR AXLE)

CASINGS

CHASSIS: 58834

FIGURE	REFERENCE	DENOMINATION	AMOUNT
018	17.03437.00		1

TRANSMISSION (REAR AXLE) ARTICULATION (PART 1)

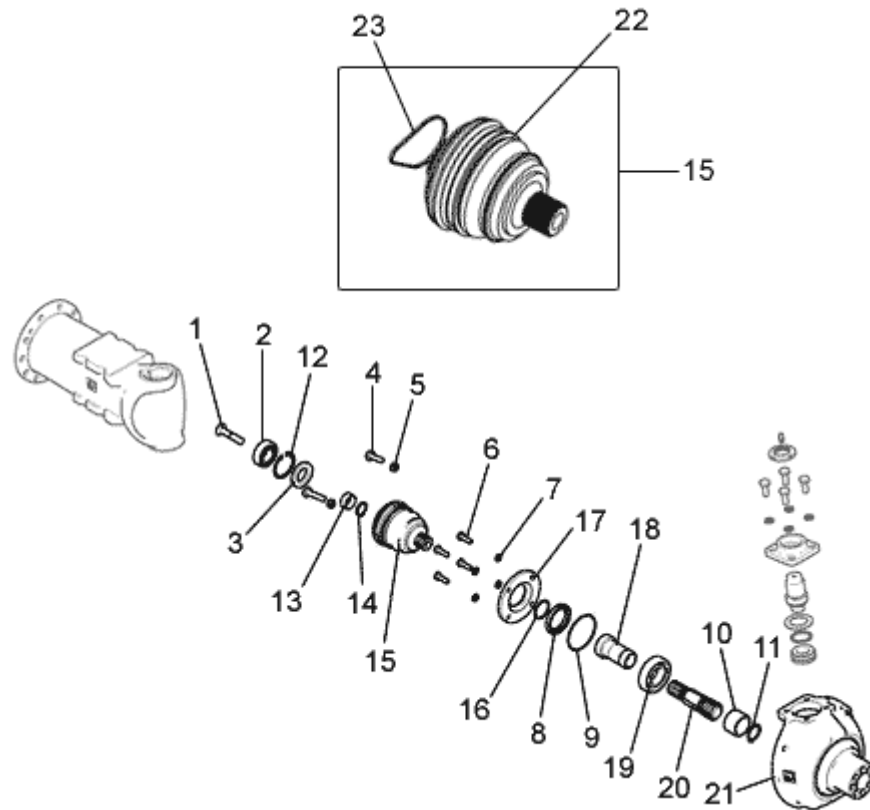


FIGURE	REFERENCE	DENOMINATION	AMOUNT
001	618.12050.90	FLAT HEAD SOCKET CAP SCREW DIN7991 M12x50	2
002	301.25015.01	BEARING DIN625	2
003	205.25007.50	SEAL DIN3760	2
004	603.10030.86	SCREW DIN933	26
005	701.10000.86	NUT DIN934 M10x1,5	4
006	603.08025.86	SCREW DIN933 M8x25	8
007	104.08000.00	WASHER DIN7980 D8	8
008	205.45008.50	COVERED SEAL	2
009	201.72002.50	GASKET DIN3770	2
010	17.03429.00	RING, INNER 45x28.5	2
011	904.30000.00	RING 0,5 MM.	2
012	905.52000.00	RING 0,5 MM.	2
013	17.03430.00	RING 12x30	2
014	904.25000.00	RING 0,5 MM.	2
015	17.03428.00	U JOINT	2
016	201.35025.50	GASKET DIN3770	2

017	17.03425.00	REDUCTION COVER	2
018	17.03427.00	BUSHING 76x45	2

TRANSMISSION (REAR AXLE) ARTICULATION (PART 1)

FIGURE	REFERENCE	DENOMINATION	AMOUNT
019	302.35017.00	BEARING	2
020	17.03426.00	AXLE CYL/CYL	2
021	17.03424.00	SUPPORT ART.	2
022	39.10631.00	DUST EXCLUDER	2
023	931.05370.00	CLAMP TAPE 5x370	2

TRANSMISSION (REAR AXLE)

ARTICULATION (PART 1)

CHASSIS: 50384

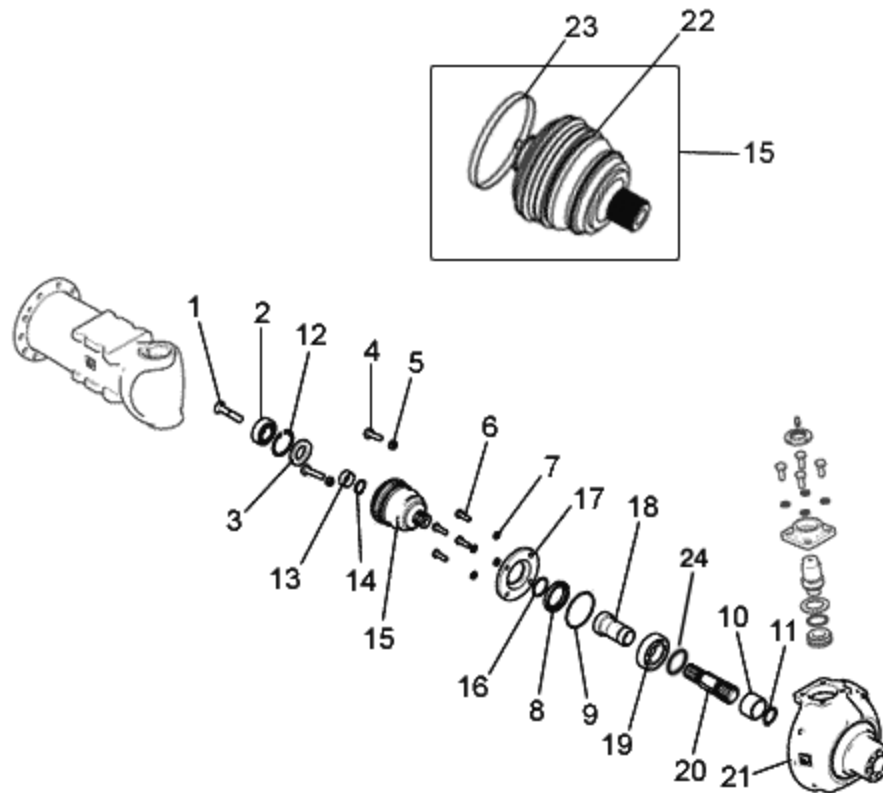


FIGURE	REFERENCE	DENOMINATION	AMOUNT
001	630.12060.96	BOLT ISO7380 M12x60	2
002	301.25015.01	BEARING DIN625	2
003	205.25007.50	SEAL DIN3760	2
004	603.10030.86	SCREW DIN933	26
005	701.10000.86	NUT DIN934 M10x1,5	4
006	603.08025.86	SCREW DIN933 M8x25	8
007	104.08000.00	WASHER DIN7980 D8	8
008	205.45008.50	COVERED SEAL	2
009	201.72002.50	GASKET DIN3770	2
010	17.03429.00	RING, INNER 45x28.5	2
011	904.30000.00	RING 0,5 MM.	2
012	905.52000.00	RING 0,5 MM.	2
013	931.05370.00	CLAMP TAPE 5x370	2
014	201.02104.50	O-RING DIN3770	2
015	17.03428.01	U JOINT	2
016	201.35025.50	GASKET DIN3770	2

017	17.03425.00	REDUCTION COVER	2
018	17.03427.00	BUSHING 76x45	2

TRANSMISSION (REAR AXLE)

ARTICULATION (PART 1)

CHASSIS: 50384

FIGURE	REFERENCE	DENOMINATION	AMOUNT
019	302.35017.00	BEARING	2
020	17.03426.00	AXLE CYL/CYL	2
021	17.03424.00	SUPPORT ART.	2
022	39.10631.00	DUST EXCLUDER	2
023	39.10633.00	HOSE CLAMP	2

TRANSMISSION (REAR AXLE)

ARTICULATION (PART 1)

CHASSIS: 58306

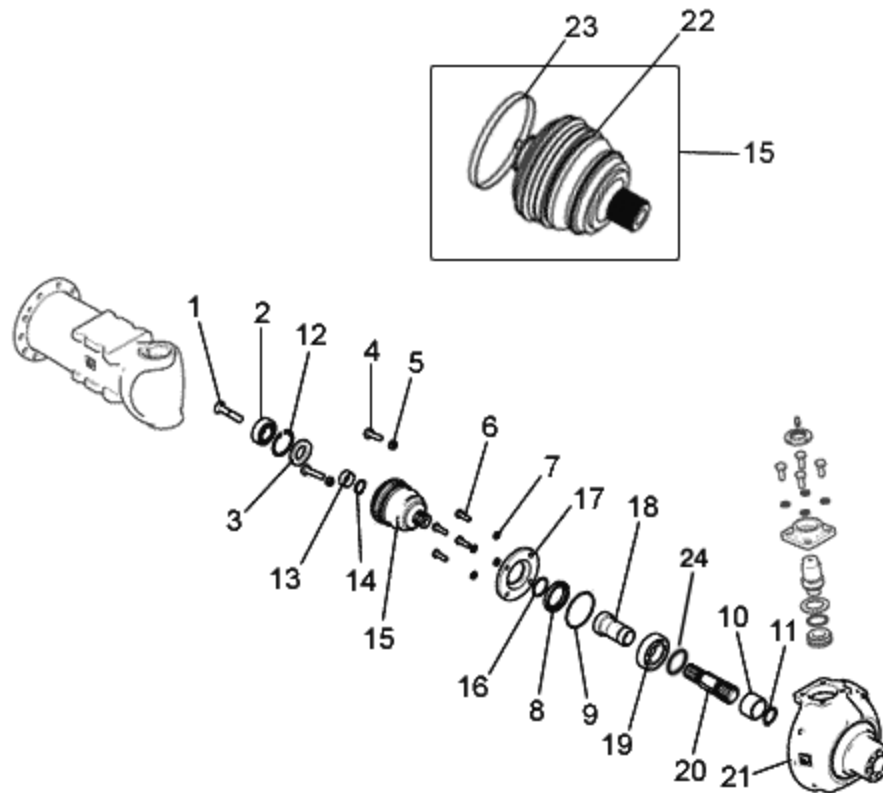


FIGURE	REFERENCE	DENOMINATION	AMOUNT
001	630.12060.96	BOLT ISO7380 M12x60	2
002	301.25015.01	BEARING DIN625	2
003	205.25007.50	SEAL DIN3760	2
004	603.10030.86	SCREW DIN933	26
005	701.10000.86	NUT DIN934 M10x1,5	4
006	603.08025.86	SCREW DIN933 M8x25	8
007	104.08000.00	WASHER DIN7980 D8	8
008	205.45008.50	COVERED SEAL	2
009	201.72002.50	GASKET DIN3770	2
010	17.03429.00	RING, INNER 45x28.5	2
011	904.30000.00	RING 0,5 MM.	2
012	905.52000.00	RING 0,5 MM.	2
013	931.05370.00	CLAMP TAPE 5x370	2
014	201.02104.50	O-RING DIN3770	2
015	17.03428.01	U JOINT	2
016	201.35025.50	GASKET DIN3770	2

017	17.03425.00	REDUCTION COVER	2
018	17.03427.00	BUSHING 76x45	2

TRANSMISSION (REAR AXLE)

ARTICULATION (PART 1)

CHASSIS: 58306

FIGURE	REFERENCE	DENOMINATION	AMOUNT
019	302.35017.00	BEARING	2
020	17.03426.00	AXLE CYL/CYL	2
021	17.03424.00	SUPPORT ART.	2
022	39.10631.00	DUST EXCLUDER	2
023	39.10633.00	HOSE CLAMP	2
024	201.16324.50		2

TRANSMISSION (REAR AXLE) ARTICULATION (PART 2)

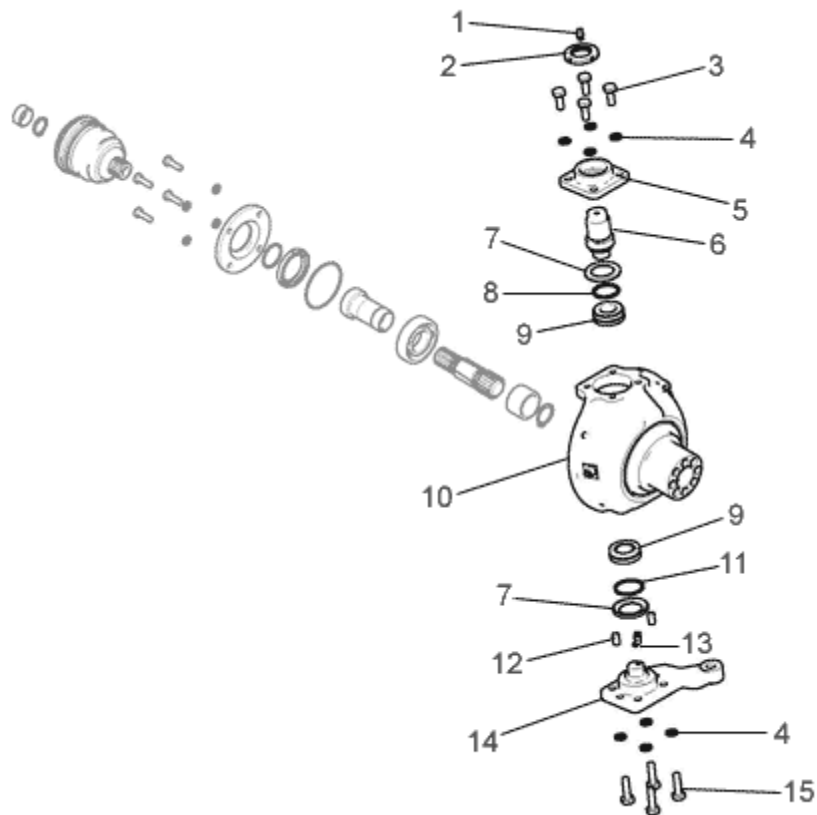


FIGURE	REFERENCE	DENOMINATION	AMOUNT
001	901.08000.33	GREASER DIN71412-A M8x1,25	2
003	603.10025.86	SCREW DIN933 M10x25	8
004	104.10000.00	WASHER DIN7980 D10	8
005	17.03419.00	COVER	2
006	17.03420.00	AXLE CYL/ROS	2
007	17.03421.00	WASHER, FIBER 54x35.5x4.5	4
008	201.34535.50	GASKET DIN3770	2
009	925.25015.00	BALL JOINT	4
010	17.03424.00	SUPPORT ART.	2
011	201.38003.50	GASKET DIN3770	2
012	403.10018.00	PIN DIN6325	4
013	903.08000.33	GREASER DIN71412-B	2
014	17.03416.00	RIGHT STUB AXLE 180X51.5	1
014	17.03417.00	LEFT STUB AXLE 183X51.5	1
015	603.10035.86	SCREW DIN933 M10x35	8

TRANSMISSION (REAR AXLE) REDUCTION

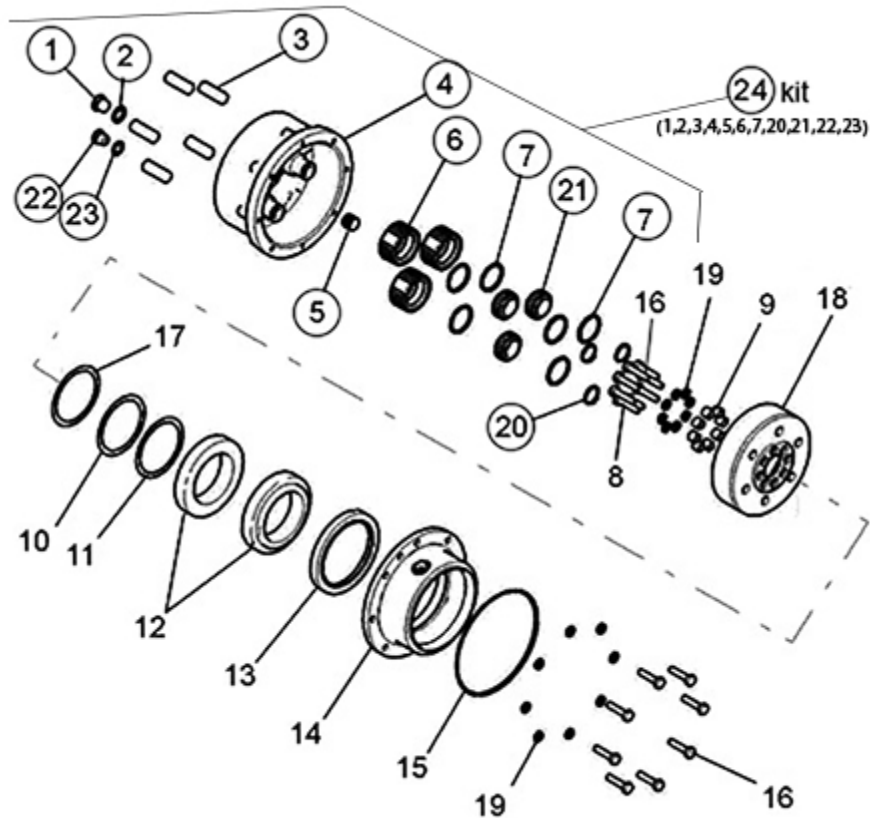


FIGURE	REFERENCE	DENOMINATION	AMOUNT
001	60.00802.00	CAP	2
002	08.00317.00	METALLIC GASKET BUNA D3/8	2
003	70.03469.00	SCREW 45 M16X1.5	10
004	70.03416.05	REDUCTION CASE	2
005	70.03432.01	CYL/CYL AXLE D18X16	2
006	12.03409.00	GEAR Z33	6
007	12.03411.00	RING	12
008	604.08035.90	BOLT DIN931 M8x35 12K BLACK	16
009	70.03461.00	BUSHING 8x13x11,3	16
010	10.16351.00	REGUL SKIM	2
011	10.16350.00	REGUL SKIM	2
012	307.75025.00	BEARING	4
013	216.09512.50	SEAL	2
014	70.03415.00	WHEEL HUB	2
015	201.15125.50	O-RING DIN3770	2
016	604.08035.86	SCREW DIN931	16

017	10.16352.00	REGUL SKIM	2
018	70.03422.00	CROWN	2
019	104.08000.00	WASHER DIN7980 D8	32
020	904.24000.00	RING DIN471 E24	6
021	12.03410.00	NEEDLES BEARING	6
022	107.14000.10	WASHER AL 14x20x1.5	2
023	10.00921.00	CAP M14X150 DIN908	2
024	70.34160RE05	COMPLETE WHEEL HUB	2

TRANSMISSION (REAR AXLE) STEERING

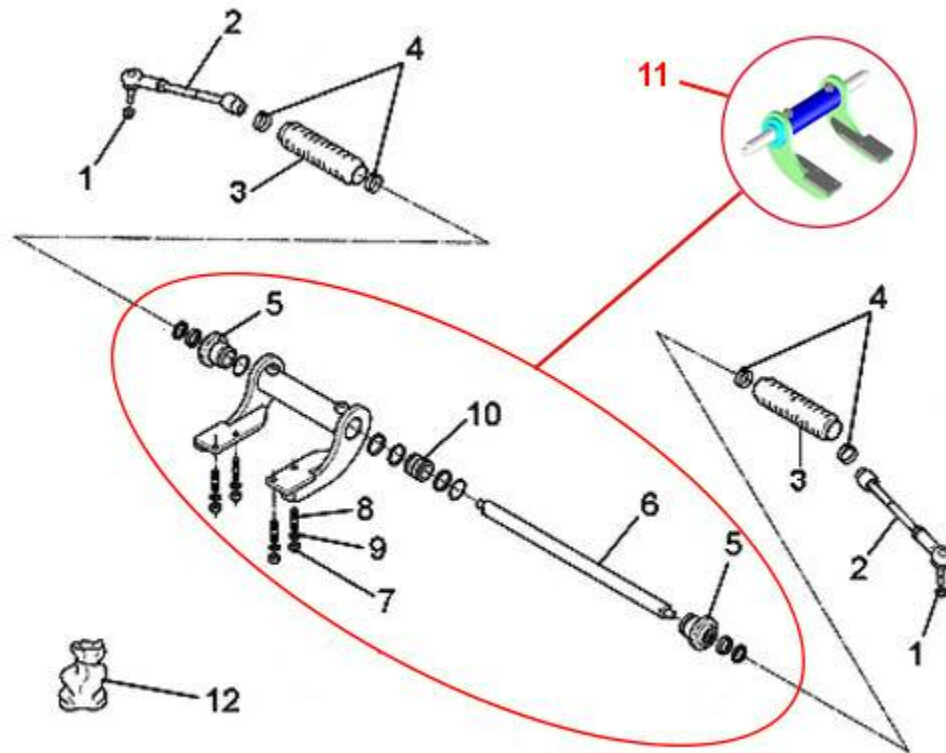


FIGURE	REFERENCE	DENOMINATION	AMOUNT
001	720.12000.00	NUT DIN985 M10 SELF-LOCK	2
002	17.06110.00	AXLE CYL	2
003	17.06111.00		2
004	912.32050.66	CLAMP DIN3017	4
005	17.06104.00	SPINDLE GUIDE D30X68X70	2
006	17.06103.00	NOT AVAILABLE	1
007	711.12000.66	NUT DIN982 M12	4
008	15.00357.00	STUD DIN939 M12x1,75	4
009	104.12000.00	WASHER DIN7980 D12	4
010	17.13603.00	PISTON	1
011	17.06101.00		1
012	17.06107.00	SEAL KIT	1

TRANSMISSION (REAR AXLE)

STEERING

CHASSIS: 51575

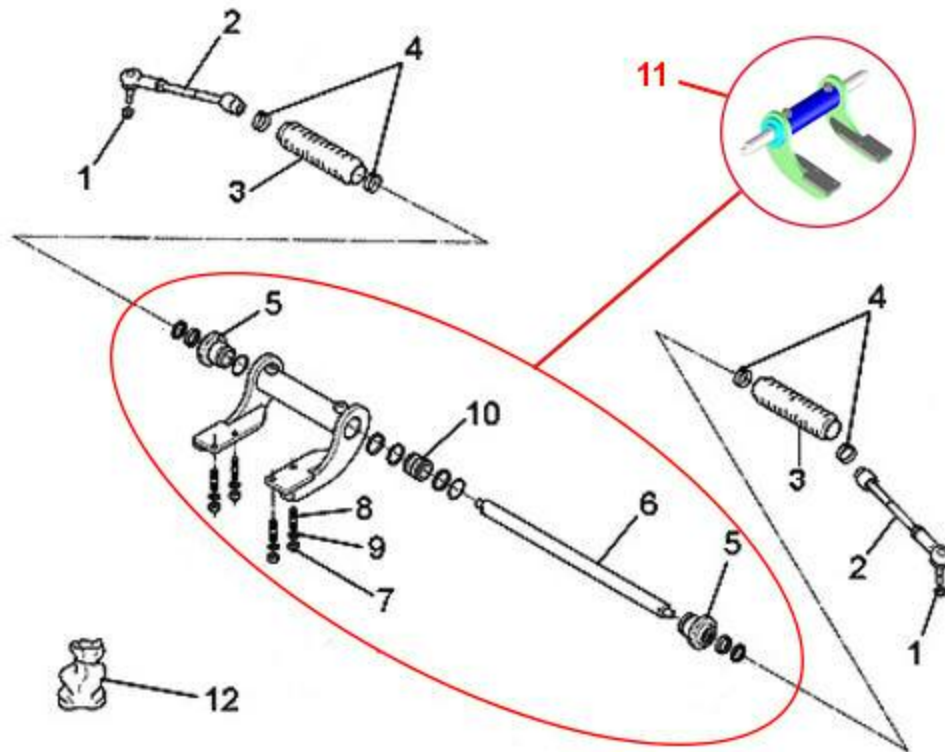


FIGURE	REFERENCE	DENOMINATION	AMOUNT
001	720.12000.00	NUT DIN985 M10 SELF-LOCK	2
002	17.06110.01	TIE ROD END 10 °	2
003	17.06111.00		2
004	912.32050.66	CLAMP DIN3017	4
005	17.06104.00	SPINDLE GUIDE D30X68X70	2
006	17.06103.00	NOT AVAILABLE	1
007	711.12000.66	NUT DIN982 M12	4
008	15.00357.00	STUD DIN939 M12x1,75	4
009	104.12000.00	WASHER DIN7980 D12	4
010	17.13603.00	PISTON	1
011	17.06101.00		1
012	17.06107.00	SEAL KIT	1

04. CHASSIS

CHASSIS

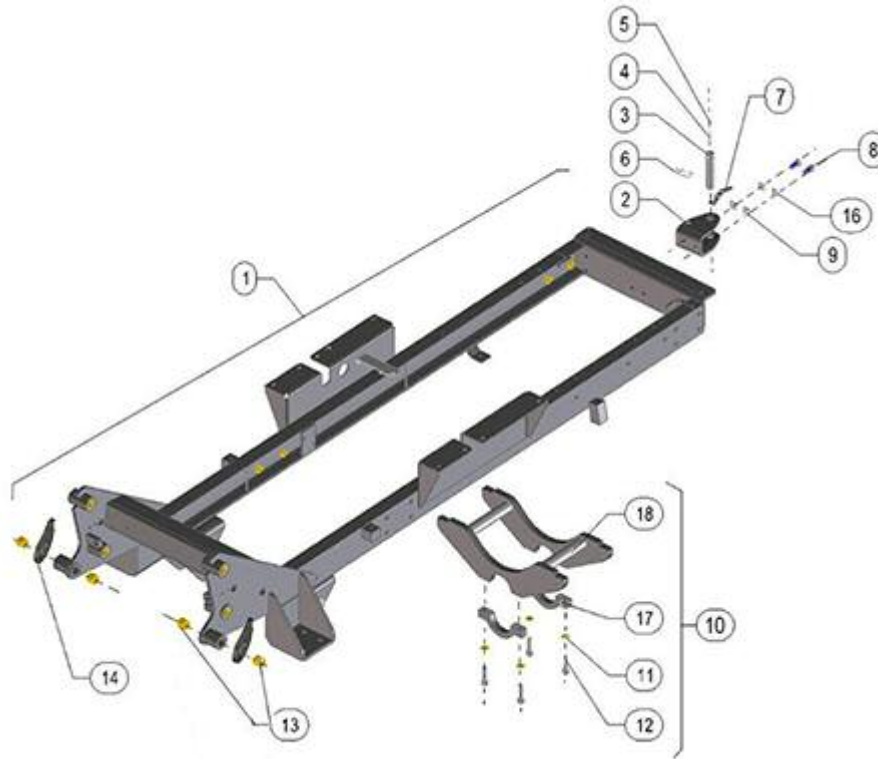


FIGURE	REFERENCE	DENOMINATION	AMOUNT
001	17.04100.00	FRAME 936x532x2738 D201RH	1
002	17.08090.00	SUPPORT	1
003	15.00835.00	AXLE CPA/GRA 25x30x135	1
004	701.05000.66	NUT DIN934 M5x0.8	1
005	603.06010.86	SCREW DIN933 M6x10	1
006	15.00836.00	PIN DIN11024 R4	1
007	15.00834.00	CHAIN	1
008	603.14035.86	SCREW DIN933	2
009	101.14000.66	WASHER DIN125 D14	2
010	17.04009.00	ARTICULATED SUPPORT REAR AXLE	2
011	104.14000.00	CIR-CLIP EXT. DIN7980	4
012	603.14060.86	SCREW DIN933	4
013	949.03030.00	WASHER DIN125	12
014	901.08000.33	GREASER DIN71412-A M8x1,25	2
016	104.14000.00	CIR-CLIP EXT. DIN7980	2
017	17.04016.00	SUPPORT 198X69X25	2
018	17.04014.00	TUBE MET. 42.4X3.25X211	2

04. CHASSIS

CHASSIS

CHASSIS: 74771

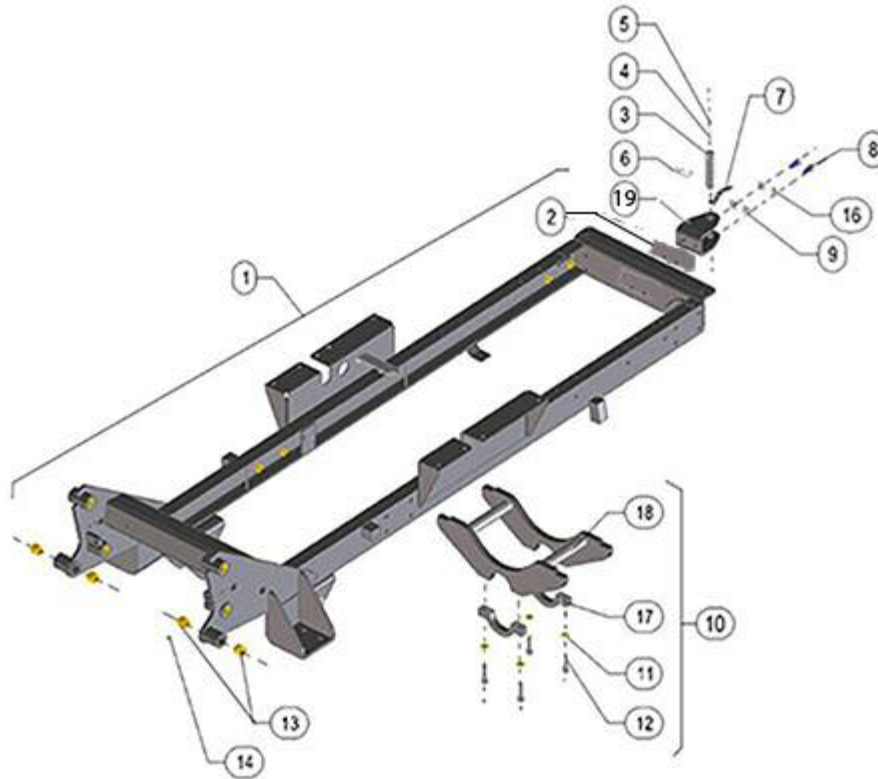


FIGURE	REFERENCE	DENOMINATION	AMOUNT
001	17.04100.00	FRAME 936x532x2738 D201RH	1
002	70.08096.00	SOP. PAS. REC. 15*40*100	1
003	15.00835.00	AXLE CPA/GRA 25x30x135	1
004	701.05000.66	NUT DIN934 M5x0.8	1
005	603.06010.86	SCREW DIN933 M6x10	1
006	15.00836.00	PIN DIN11024 R4	1
007	15.00834.00	CHAIN	1
008	603.14035.86	SCREW DIN933	2
009	101.14000.66	WASHER DIN125 D14	2
010	17.04009.00	ARTICULATED SUPPORT REAR AXLE	2
011	104.14000.00	CIR-CLIP EXT. DIN7980	4
012	603.14060.86	SCREW DIN933	4
013	949.03030.00	WASHER DIN125	12
014	901.08000.33	GREASER DIN71412-A M8x1,25	2
016	104.14000.00	CIR-CLIP EXT. DIN7980	2
017	17.04016.00	SUPPORT 198X69X25	2
018	17.04014.00	TUBE MET. 42.4X3.25X211	2

019

17.08090.00

SUPPORT

1

COMMENTS

MOD.4451

BRAKE ACTIVATION FOOTBRAKE (PART 1)

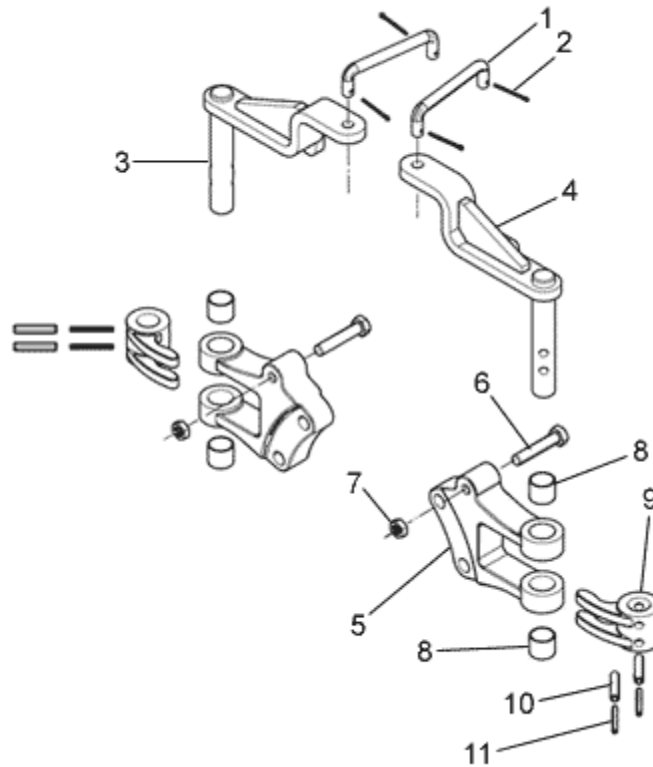


FIGURE	REFERENCE	DENOMINATION	AMOUNT
001	12.05121.00	ROD	2
002	401.02025.60	PIN DIN94 2x25	4
003	12.05111.00	RIGHT BRAKE LEVER 43X132X150	1
004	12.05112.00	LEFT BRAKE LEVER 43X132X150	1
005	70.05012.00	ART. SUPPORT 25X86X104	2
006	603.08040.86	SCREW DIN933	2
007	701.08000.66	NUT DIN934 M8X1,25	2
008	949.01615.00	BUSH	4
009	70.05010.00	ACT. FORK D16	2
010	402.06030.00	PIN	4
011	402.35030.00	PIN	4

BRAKE ACTIVATION FOOTBRAKE (PART 2)

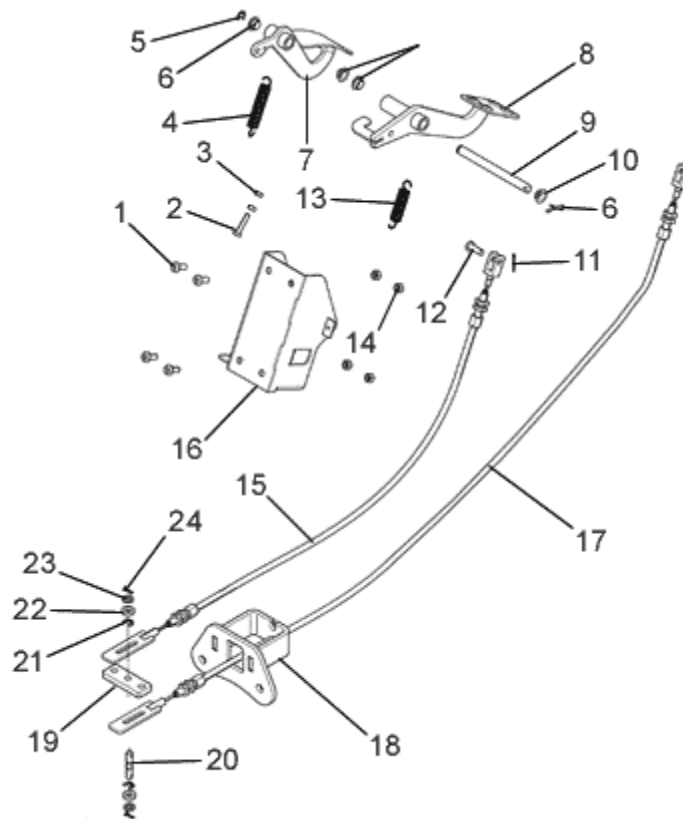


FIGURE	REFERENCE	DENOMINATION	AMOUNT
001	630.08020.96	SCREW ISO7380	4
002	603.06030.86	SCREW DIN933 M6x30	1
003	701.06000.66	NUT DIN934 M6X1	2
004	17.05116.00	SPRING	1
005	17.05113.00	RING Ø9 DIN6799	1
006	17.05112.00	BUSHING Ø14xØ12x7	4
007	17.02015.00	PEDAL ACC.254X71.5X65	1
008	17.05010.00	PEDAL	1
009	13.04510.00	AXLE 'CYL/CYL' PEDALS	1
010	17.05114.00	PIN	1
011	401.02025.60	PIN DIN94 2x25	1
012	01.00514.02	AXLE CIL/CPA	1
013	17.05115.00	SPRING	1
014	711.08000.66	NUT DIN982 M8	4
015	17.05102.00		1
016	17.05111.00	FIXING SUPPORT	1

017	17.05103.00	BRAKE CABLE D3.5X1410	1
018	17.05101.00	SUPPORT	1

BRAKE ACTIVATION FOOTBRAKE (PART 2)

FIGURE	REFERENCE	DENOMINATION	AMOUNT
019	17.05104.00	PLATE SUPPORT	1
020	17.05105.00	STUD	1
021	17.05106.00	RING Ø7 DIN6799	2
022	17.05107.00	BUSHING Ø16xØ8.5x3.7	2
023	17.05108.00	WASHER DIN125 Ø8	2
024	17.05109.00	PIN	2

BRAKE ACTIVATION FOOTBRAKE (PART 3)

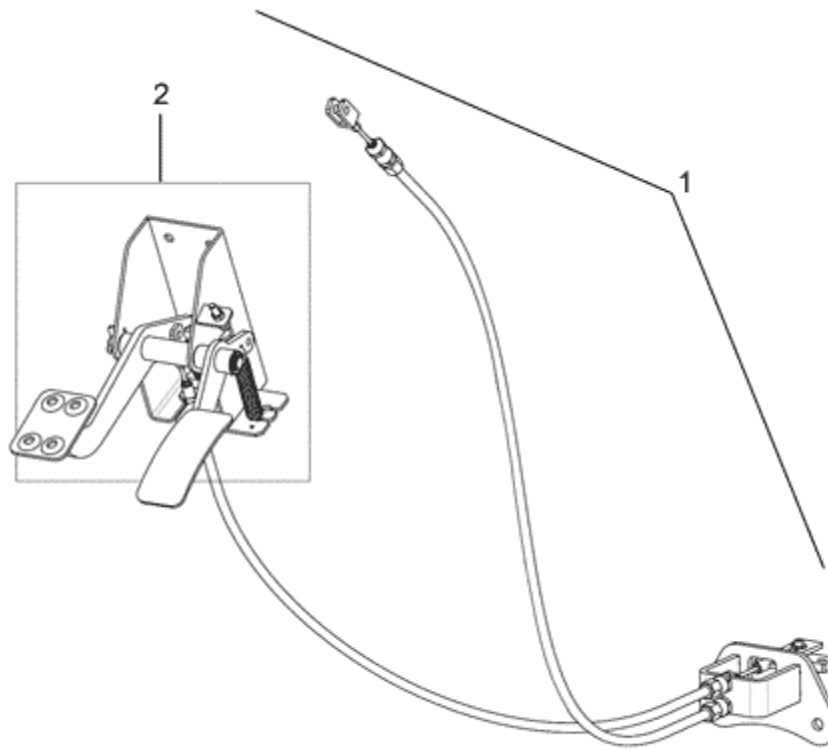


FIGURE	REFERENCE	DENOMINATION	AMOUNT
001	17.05100.00	BREAK OPERATION + ACCELERATOR	1
002	17.05110.00	PEDALS FIXATION SUPPORT ASSEMBLY	1

BRAKE ACTIVATION HANDBRAKE

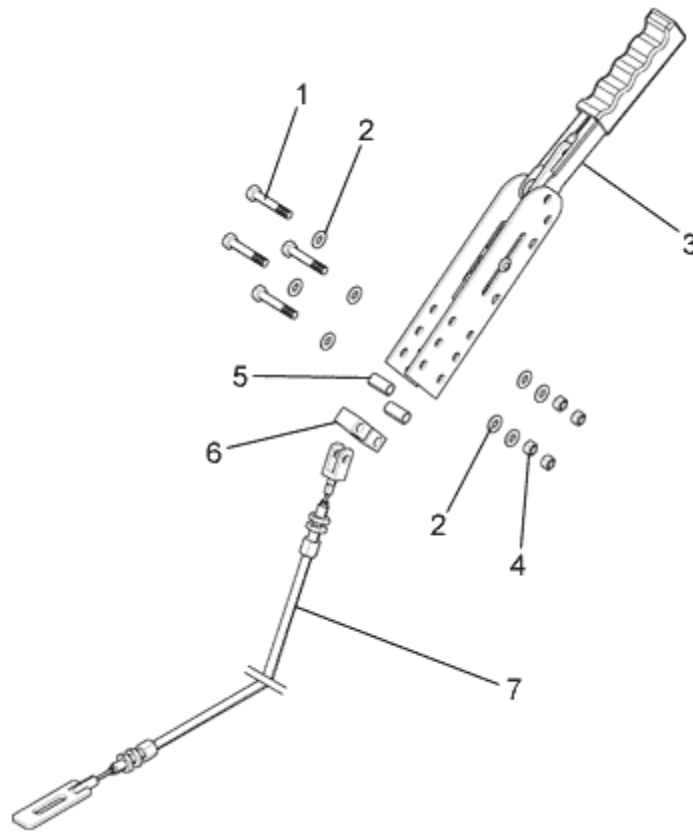


FIGURE	REFERENCE	DENOMINATION	AMOUNT
001	630.08050.96	BOLT ISO7380 M8x50	4
002	101.08000.66	WASHER DIN125 D8	8
003	43.00755.01	CONTROL LEVER	1
004	711.08000.66	NUT DIN982 M8	4
005	43.00758.01	ACC. FORK	2
006	43.00755.12	STRIP SUPPORT	1
007	17.05103.00	BRAKE CABLE D3.5X1410	1

06. STEERING

STEERING

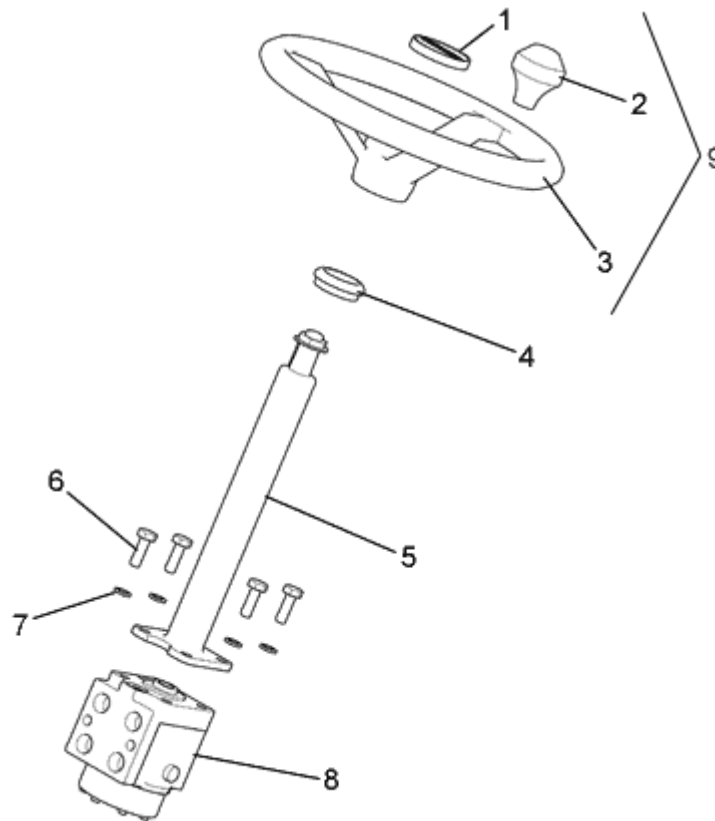


FIGURE	REFERENCE	DENOMINATION	AMOUNT
001	00.00626.03	TRIM	1
002	15.10161.01	KNOB	1
003	15.01016.01	STEERING WHEEL D21-315 WITH POMMEL	1
004	15.20727.00	NYLON BEARING 16x38x52	1
005	09.10680.00	STEERING COLUMM	1
006	630.08025.96	SCREW ISO7380	4
007	104.10000.00	WASHER DIN7980 D10	4
008	17.06010.00		1
009	15.01016.01	STEERING WHEEL D21-315 WITH POMMEL	1

06. STEERING

STEERING

CHASSIS: 63390

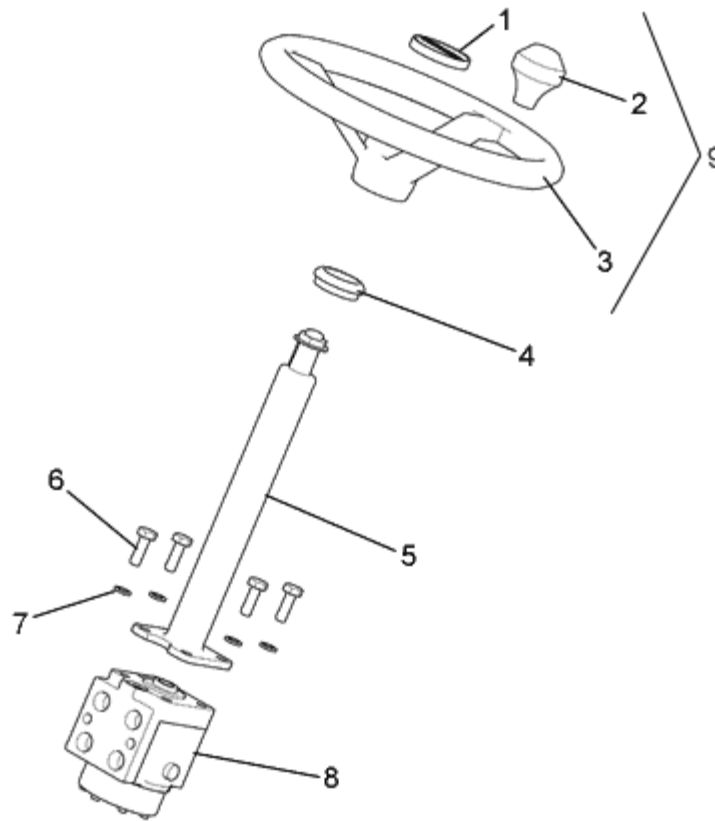


FIGURE	REFERENCE	DENOMINATION	AMOUNT
001	00.00626.05	TRIM	1
002	15.10161.01	KNOB	1
003	15.01016.01	STEERING WHEEL D21-315 WITH POMMEL	1
004	15.20727.00	NYLON BEARING 16x38x52	1
005	09.10680.00	STEERING COLUMM	1
006	630.08025.96	SCREW ISO7380	4
007	104.10000.00	WASHER DIN7980 D10	4
008	17.06010.00		1
009	15.01016.01	STEERING WHEEL D21-315 WITH POMMEL	1

06. STEERING

STEERING

CHASSIS: 79164

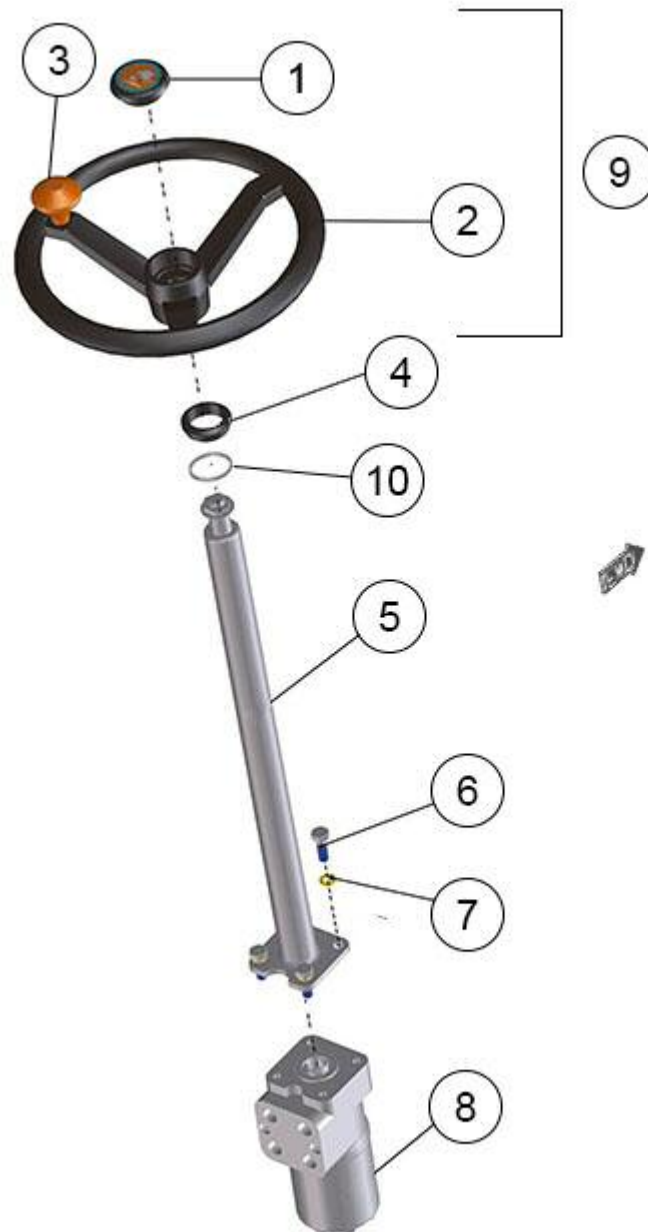


FIGURE	REFERENCE	DENOMINATION	AMOUNT
001	00.00626.05	TRIM	1
002	15.01016.01	STEERING WHEEL D21-315 WITH POMMEL	1
003	15.10161.01	KNOB	1
004	15.20727.01	NYLON BEARING 17X38X52	1
005	09.10680.00	STEERING COLUMM	1
006	630.08025.96	SCREW ISO7380	4
007	104.10000.00	WASHER DIN7980 D10	4

008	17.06010.00		1
009	15.01016.01	STEERING WHEEL D21-315 WITH POMMEL	1
010	201.03953.50	O-RING DIN3770 D39.5XD3	1

07. WHEELS

WHEELS

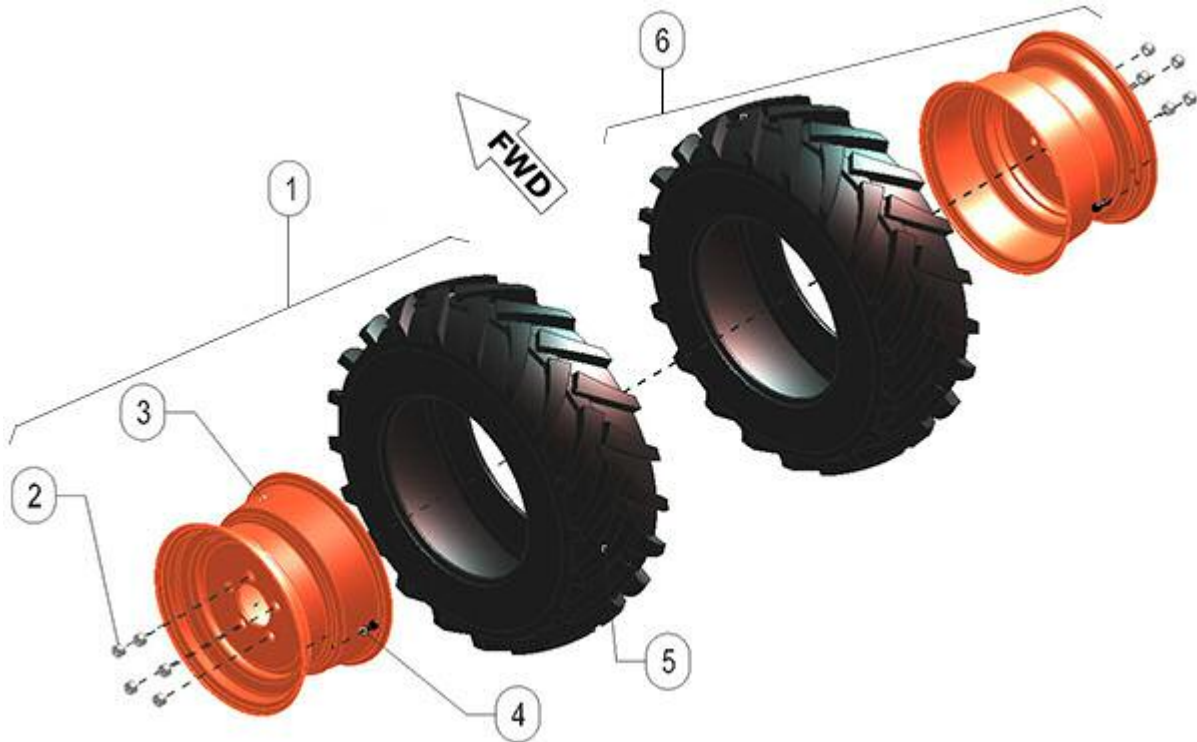


FIGURE	REFERENCE	DENOMINATION	AMOUNT
001	17.07010IZ00	MOUNT. WHEEL.10.0/7515.3'	2
002	45.00588.00	NUT DIN982 M16x1,5	20
003	17.07011.00	RIM 9.00X15,3 05 94 E1	4
004	70.07023.00	TUBELESS VALVE TR415	4
005	20.07042.00	AT TYRE 10.0/75-15.3 10PR	4
006	17.07010DE00	MOUNT. WHEEL.10.0/7515.3'	2

07. WHEELS

WHEELS

CHASSIS: 56757

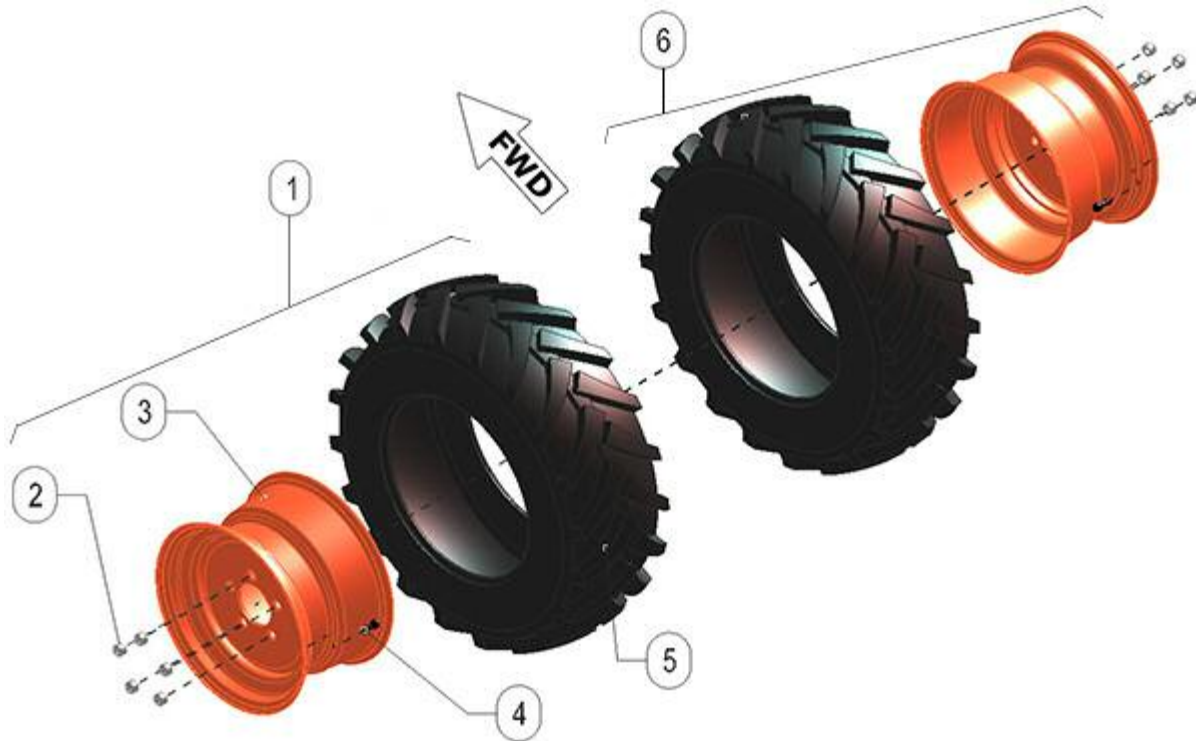


FIGURE	REFERENCE	DENOMINATION	AMOUNT
001	17.07010IZ01	LEFT WHEEL MOUNTED 10.0/75 15.3 INCHES	2
002	45.00588.00	NUT DIN982 M16x1,5	20
003	17.07011.00	RIM 9.00X15,3 05 94 E1	4
004	70.07023.00	TUBELESS VALVE TR415	4
005	70.07033.00	AT TYRE 10.0/75-15.3 x 10P	4
006	17.07010DE01	RIGHT WHEEL MOUNTED 10.0/75 15.3 INCHES	2

07. WHEELS

WHEELS

CHASSIS: 74838



FIGURE	REFERENCE	DENOMINATION	AMOUNT
000	70.07023RE00	TUBELESS VALVE TR415 KIT 4u.	1
001A	17.07015IZ00	COMPLETE WHEEL 10.0/75 15.3	2
001B	17.07015DE00	COMPLETE WHEEL 10.0/75 15.3	2
002	17.07012.00	RIM 9.00 15.3 OFF+50	4

OPTIONAL WHEELS

FRONT WHEELS

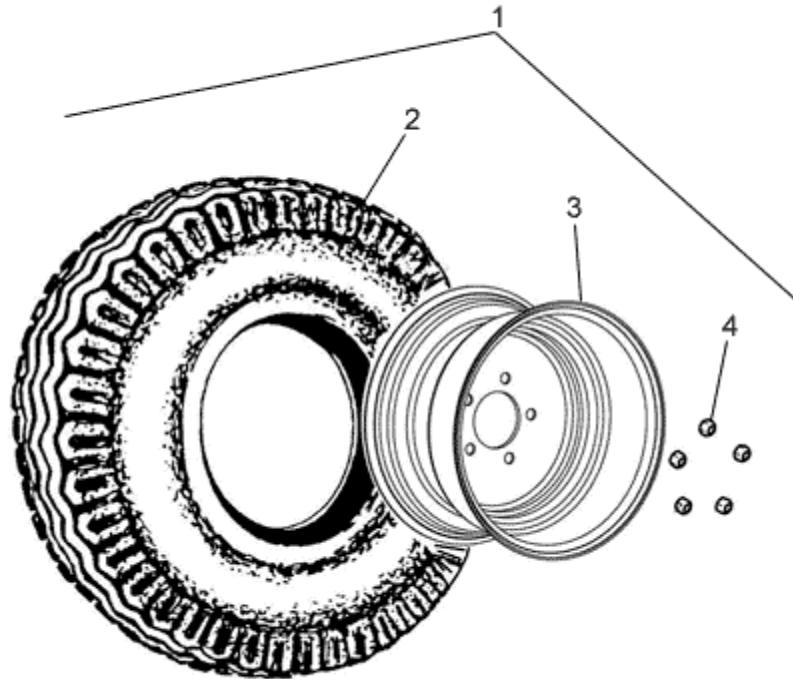


FIGURE	REFERENCE	DENOMINATION	AMOUNT
001	17.07020.00		4
002	17.07021.00		4
003	17.07011.00	RIM 9.00X15,3 05 94 E1	4
004	45.00588.00	NUT DIN982 M16x1,5	20

OPTIONAL WHEELS

REAR WHEELS

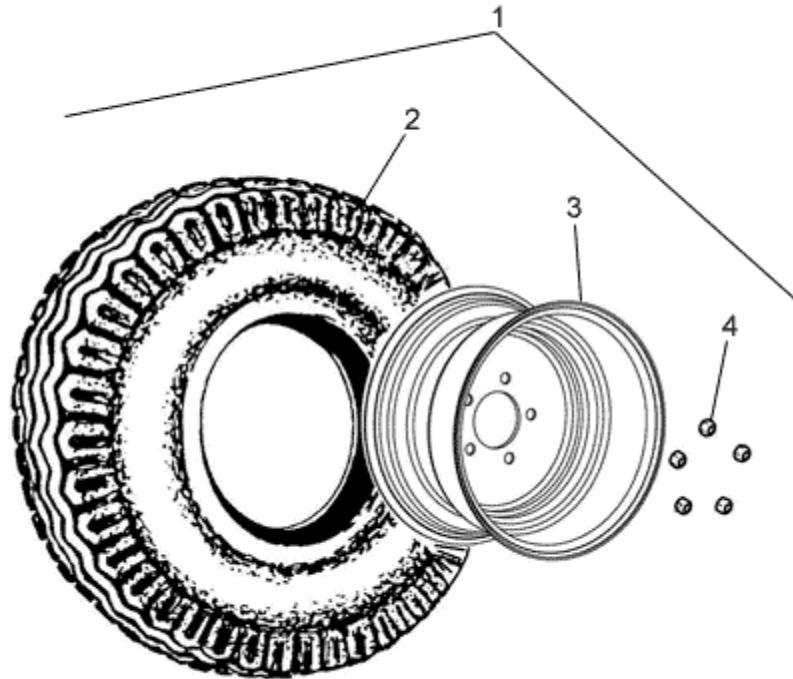


FIGURE	REFERENCE	DENOMINATION	AMOUNT
001	17.07020.00		4
002	17.07021.00		4
003	17.07011.00	RIM 9.00X15,3 05 94 E1	4
004	45.00588.00	NUT DIN982 M16x1,5	20

08. BODYWORK

SHEETS (1)

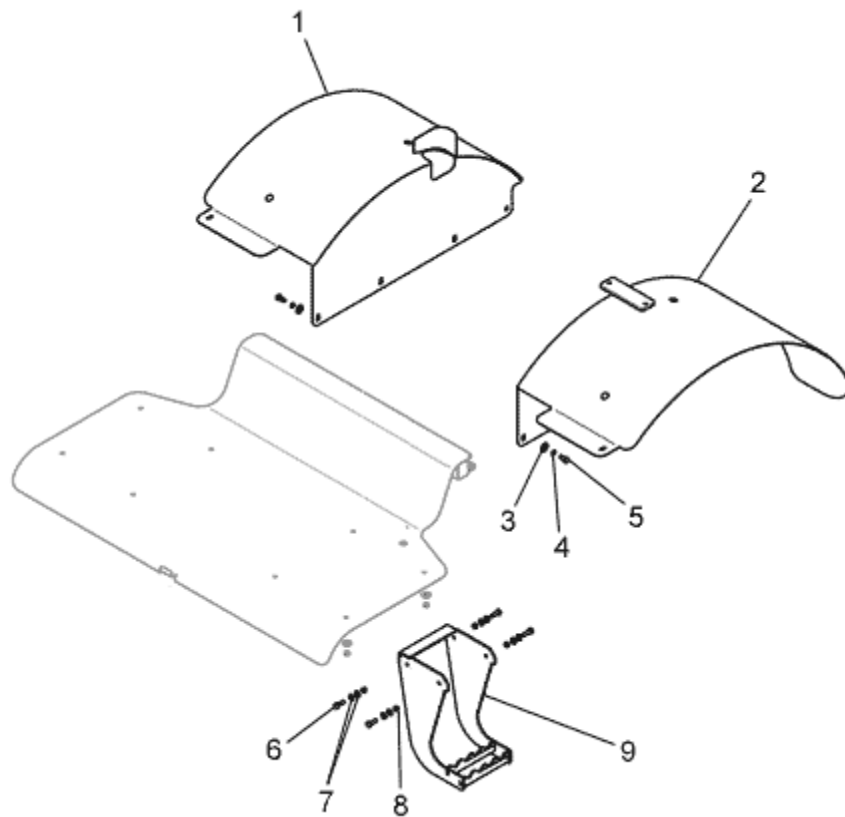


FIGURE	REFERENCE	DENOMINATION	AMOUNT
001	17.08051.00	RH MUDGUARD	1
002	17.08050.00	LH MUDGUARD	1
003	112.10000.66	WASHER DIN9021 D10	4
004	104.10000.00	WASHER DIN7980 D10	8
005	603.10020.86	SCREW DIN933 M10x20	8
006	603.08025.86	SCREW DIN933 M8x25	4
007	112.08000.66	WASHER DIN9021 D8	28
008	711.08000.66	NUT DIN982 M8	12
009	17.08021.00	STAIR HANGER	1

08. BODYWORK SHEETS (2)

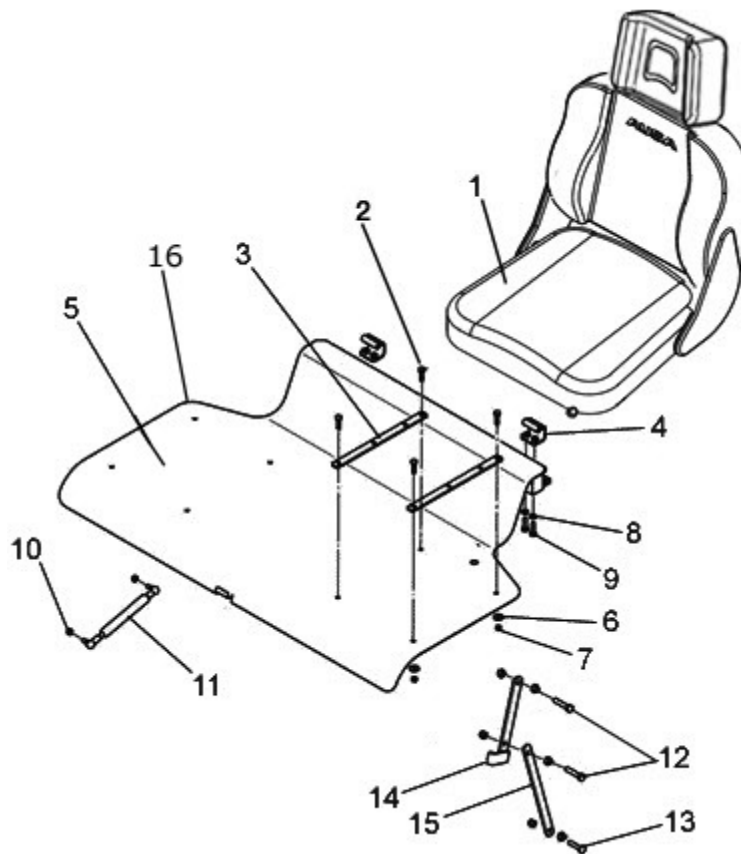


FIGURE	REFERENCE	DENOMINATION	AMOUNT
001	43.00790.03	DRIVERS SEAT	1
001	17.82001AC00	D 201 2ND SEAT	1
002	603.08025.86	SCREW DIN933 M8x25	8
003	10.11081.00	PIN SUPPORT 6X20X317	2
004	17.08061.00	HINGE	2
005	17.08060.00	COVER ENGINE	1
006	112.08000.66	WASHER DIN9021 D8	28
007	711.08000.66	NUT DIN982 M8	12
008	112.08000.66	WASHER DIN9021 D8	12
009	711.05000.66	NUT DIN982 M5	4
010	701.08000.66	NUT DIN934 M8X1,25	6
011	17.08030.00	SHOCK ABSORBER, 10x22x372 1100N	1
012	603.06025.86	SCREW DIN933 M6x25	2
013	603.06020.86	SCREW DIN933 M6x20	1
014	62.21531.00	TIE ROD 4x15x177	1
015	62.21532.00	TIE ROD 4x15x150	1

016

472.00409.00

RUBBER PROFILE 16x23x25000

1

08. BODYWORK

SHEETS (2)

CHASSIS: 75480

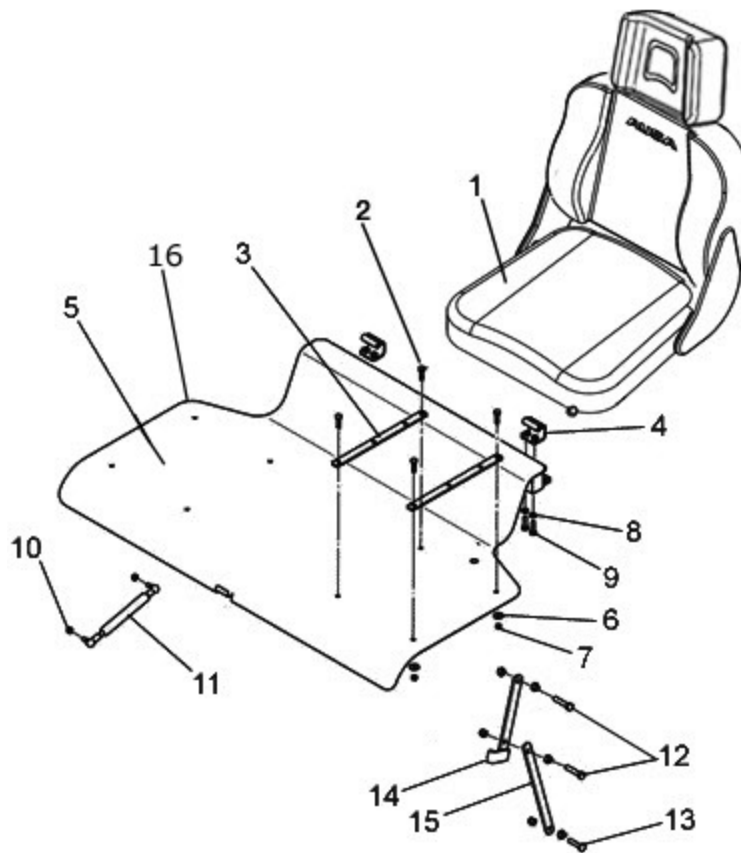


FIGURE	REFERENCE	DENOMINATION	AMOUNT
001	43.00790.03	DRIVERS SEAT	1
001	17.82001AC00	D 201 2ND SEAT	1
002	603.08025.86	SCREW DIN933 M8x25	8
003	10.11081.00	PIN SUPPORT 6X20X317	2
004	17.08061.00	HINGE	2
005	17.08060.02	ENGINE COVER	1
006	112.08000.66	WASHER DIN9021 D8	28
007	711.08000.66	NUT DIN982 M8	12
008	112.08000.66	WASHER DIN9021 D8	12
009	711.05000.66	NUT DIN982 M5	4
010	701.08000.66	NUT DIN934 M8X1,25	6
011	17.08030.00	SHOCK ABSORBER, 10x22x372 1100N	1
012	603.06025.86	SCREW DIN933 M6x25	2
013	603.06020.86	SCREW DIN933 M6x20	1
014	62.21531.00	TIE ROD 4x15x177	1
015	62.21532.00	TIE ROD 4x15x150	1

016

472.00409.00

RUBBER PROFILE 16x23x25000

1

COMMENTS

MOD.4502

08. BODYWORK

SHEETS (3)

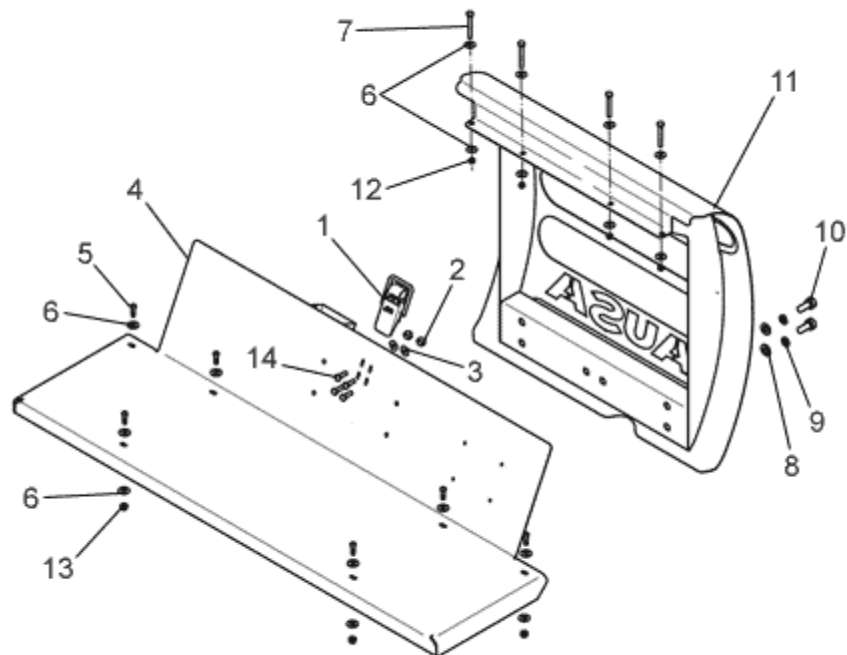


FIGURE	REFERENCE	DENOMINATION	AMOUNT
001	70.08026.00	ENGINE COVER LOCKING	1
002	711.05000.66	NUT DIN982 M5	4
003	112.05000.66	WASHER DIN9021 D5	4
004	17.08020.00	PLATE COVER	1
005	630.08025.96	SCREW ISO7380	6
006	112.08000.66	WASHER DIN9021 D8	28
007	604.08060.86	SCREW DIN931 M8x60	4
008	101.14000.66	WASHER DIN125 D14	4
009	104.14000.00	CIR-CLIP EXT. DIN7980	4
010	603.14035.86	SCREW DIN933	4
011	17.08070.00	REAR COVER	1
012	711.08000.66	NUT DIN982 M8	12
013	711.10000.66	SHOCK ABSORBER	6
014	603.05020.86	SCREW DIN933 M5x20	4

08. BODYWORK

ROPS PROTECTOR ARCH

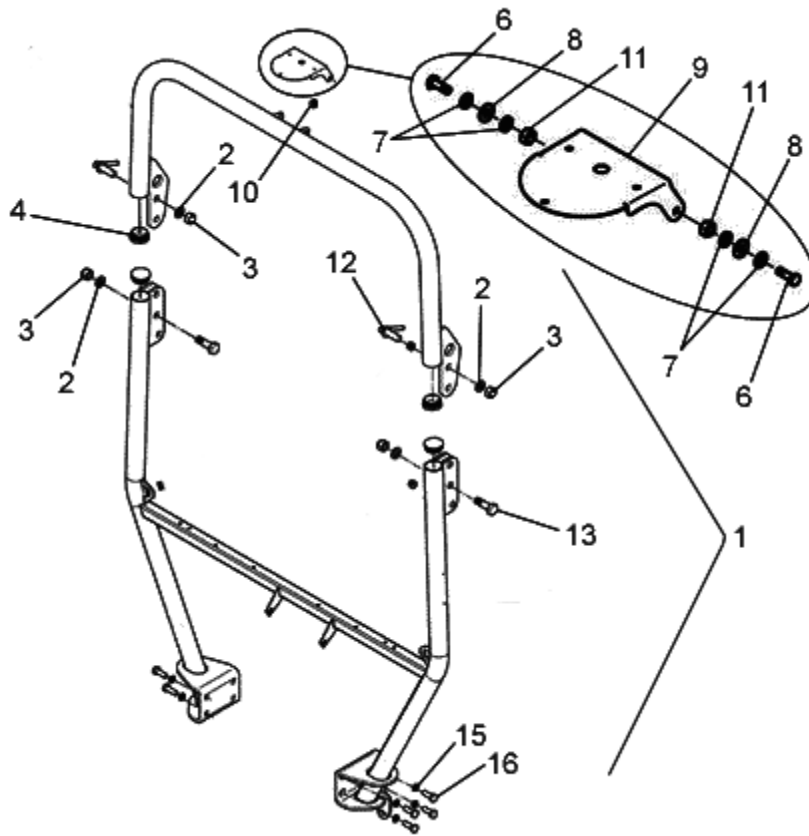


FIGURE	REFERENCE	DENOMINATION	AMOUNT
001	17.08100.00		1
002	101.20000.66	WASHER DIN125	2
003	711.20000.66	NUT	2
004	17.08104.00	CAP D60X22	4
006	603.08025.86	SCREW DIN933 M8x25	2
007	101.08000.66	WASHER DIN125 D8	4
008	116.08000.00	WASHER DIN125 A D8	2
009	70.08106.00	SUPPORT 170x150x2	1
010	16.00760.00	BUSH	3
011	720.08000.66	NUT DIN985 M8 AUTOLOCKING	2
012	70.08104.00	PIN WITH CHAIN	2
013	604.20065.86	SCREW DIN931	2
015	104.14000.00	CIR-CLIP EXT. DIN7980	8
016	603.14040.86	SCREW DIN933 M14x40	8

08. BODYWORK PROTECTORS

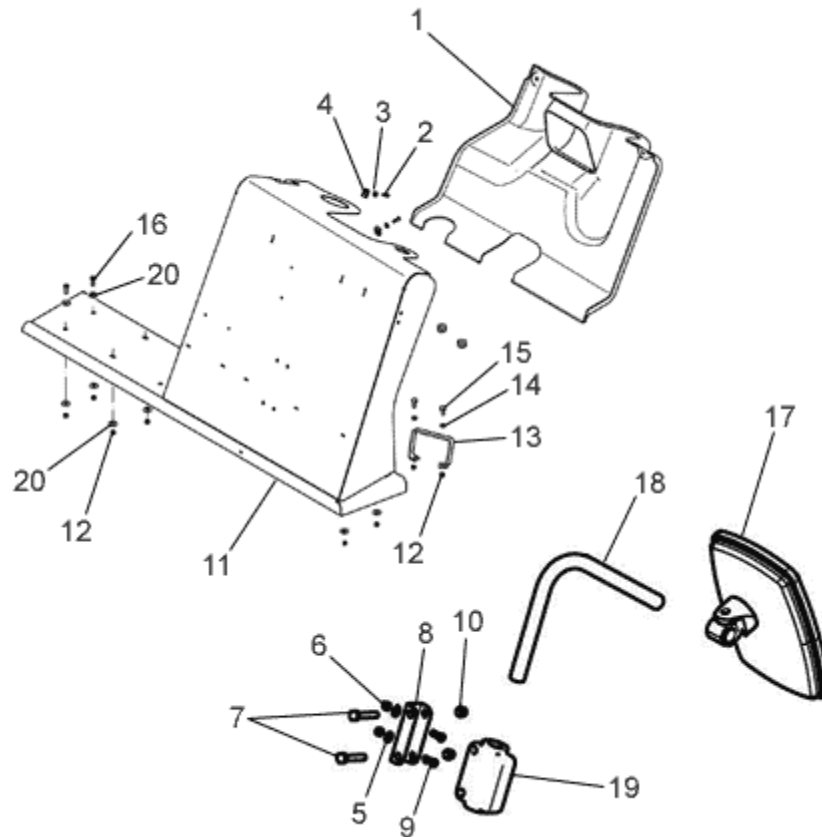


FIGURE	REFERENCE	DENOMINATION	AMOUNT
001	17.08010.00	TABLIER COVER	1
002	630.06020.96	SCREW ISO7380 M6x20	2
003	112.06000.00	WASHER DIN9021 D6	2
004	727.06004.86	CAGED NUT M6x4	2
005	112.05000.66	WASHER DIN9021 D5	2
006	711.05000.66	NUT DIN982 M5	2
007	604.06035.86	SCREW DIN931 M6x35	2
008	09.11012.00	SOP. EJE 18X25X75 RETROVISOR	1
009	630.05015.86		2
010	711.06000.66	NUT DIN982 M6	2
011	17.08040.00		1
012	711.08000.66	NUT DIN982 M8	2
013	70.08039.00	SUPPORT	1
014	104.08000.00	WASHER DIN7980 D8	2
015	603.08020.86	SCREW DIN933 M8x20	2
016	112.08000.66	WASHER DIN9021 D8	8

017	09.11013.00	REARVIEW MIRROR 142X208	1
018	09.11010.00	SUPPORT 16X143X143	1

08. BODYWORK PROTECTORS

FIGURE	REFERENCE	DENOMINATION	AMOUNT
019	09.11011.00	AXLE SUPPORT MIRROR	1
020	630.08025.96	SCREW ISO7380	4

08. BODYWORK COUNTERWEIGHT

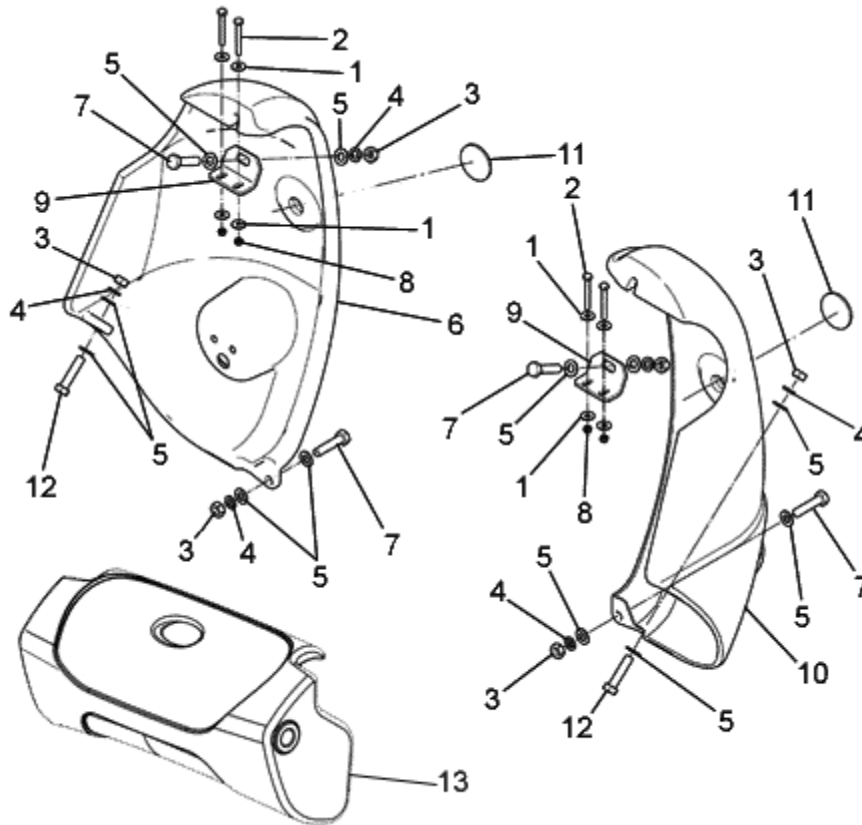


FIGURE	REFERENCE	DENOMINATION	AMOUNT
001	112.08000.66	WASHER DIN9021 D8	8
002	604.08065.86	SCREW DIN931 M8X65	4
003	701.14000.86	NUT	4
004	104.14000.00	CIR-CLIP EXT. DIN7980	6
005	101.14000.66	WASHER DIN125 D14	12
006	17.08081.00	RH BALLAST WEIGHT.	1
007	604.14060.86	SCREW DIN931	4
008	711.08000.66	NUT DIN982 M8	4
009	17.08103.00	SUPPORT PAS.REC.	2
010	17.08080.00	LH BALLAST WEIGHT.	1
011	70.08028.00	RETROREFLECTOR	2
012	603.14030.86	BOLT DIN933 M14x30	2
013	17.08082.00	FRONT COUNTERWEIGHT 75 KG	1

08. BODYWORK

COUNTERWEIGHT

CHASSIS: 50827

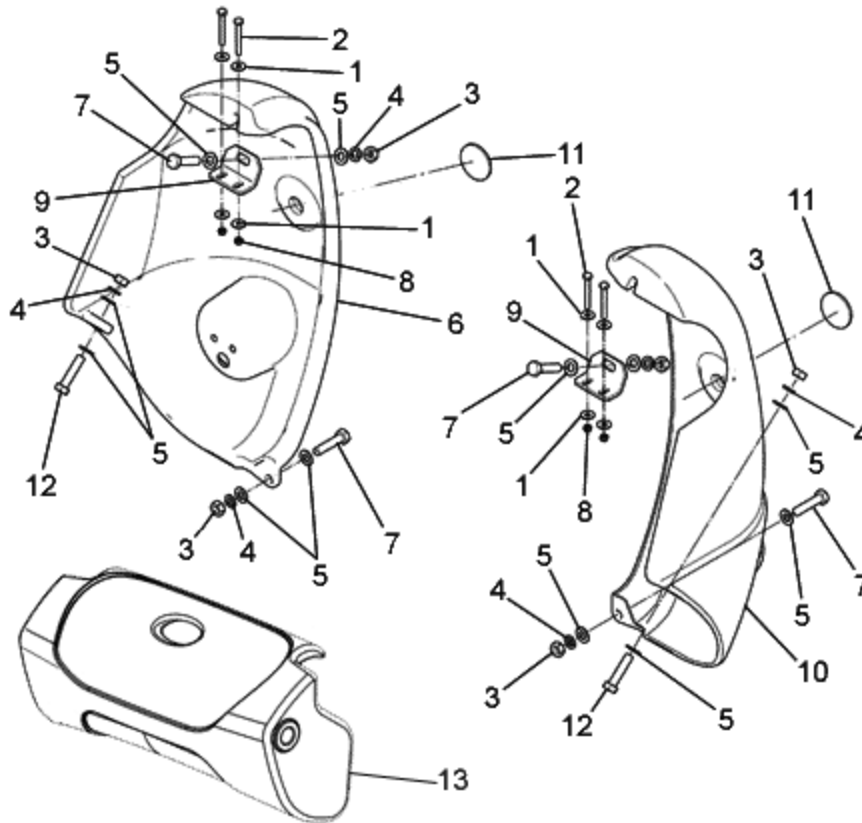


FIGURE	REFERENCE	DENOMINATION	AMOUNT
001	112.08000.66	WASHER DIN9021 D8	8
002	604.08065.86	SCREW DIN931 M8X65	4
003	701.14000.86	NUT	4
004	104.14000.00	CIR-CLIP EXT. DIN7980	6
005	101.14000.66	WASHER DIN125 D14	12
006	17.08081.00	RH BALLAST WEIGHT.	1
007	604.14060.86	SCREW DIN931	4
008	711.08000.66	NUT DIN982 M8	4
009	17.08103.00	SUPPORT PAS.REC.	2
010	17.08080.00	LH BALLAST WEIGHT.	1
011	70.08028.00	RETROREFLECTOR	2
012	603.14030.86	BOLT DIN933 M14x30	2
013	17.08082.01	FRONT COUNTERWEIGHT 75 KG	1

09. MACHINE FUNCTIONS IMPLEMENTS

HOPPER

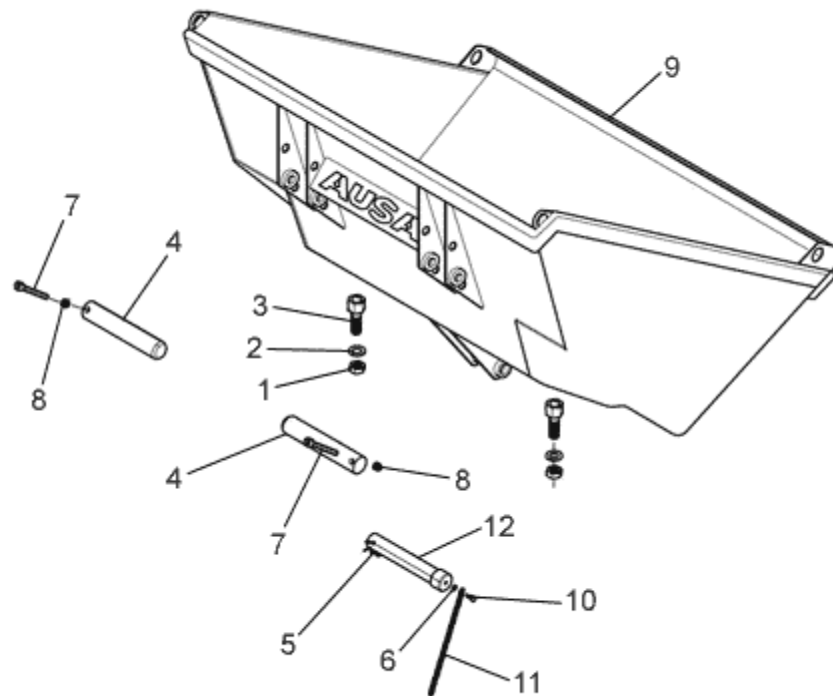


FIGURE	REFERENCE	DENOMINATION	AMOUNT
001	701.16000.66	NUT	2
002	104.16000.00	CIR-CLIP EXT. DIN7980	2
003	603.16055.86	SCREW DIN933	2
004	17.09312.00	AXLE CPA/CPA 30X30X162	4
005	104.06000.00	WASHER DIN7980 D6	1
006	15.00836.00	PIN DIN11024 R4	1
007	601.08070.86	SCREW DIN912 M8x70	4
008	720.08000.66	NUT DIN985 M8 AUTOLOCKING	4
009	17.09100.00	HOPPER 700 L.	1
010	603.05015.86	SCREW DIN933	1
011	15.00834.00	CHAIN	1
012	17.09501.00	AXLE CPA/GRA	1

09. MACHINE FUNCTIONS IMPLEMENTS

HOPPER

CHASSIS: 58305

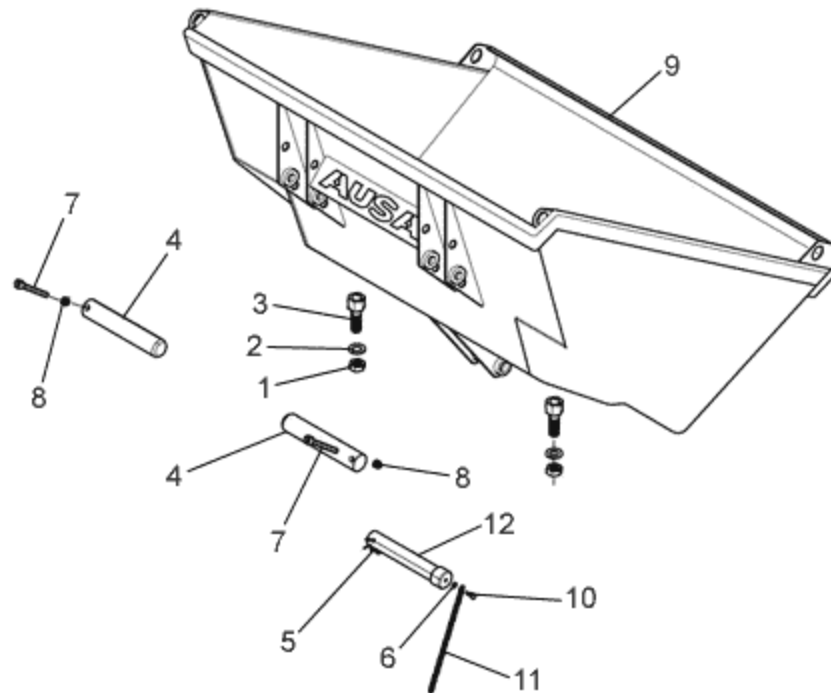


FIGURE	REFERENCE	DENOMINATION	AMOUNT
001	701.16000.66	NUT	2
002	104.16000.00	CIR-CLIP EXT. DIN7980	2
003	603.16055.86	SCREW DIN933	2
004	17.09312.00	AXLE CPA/CPA 30X30X162	4
005	104.06000.00	WASHER DIN7980 D6	1
006	15.00836.00	PIN DIN11024 R4	1
007	601.08070.86	SCREW DIN912 M8x70	4
008	720.08000.66	NUT DIN985 M8 AUTOLOCKING	4
009	17.09100.01	HOPPER 700 L.	1
010	603.05015.86	SCREW DIN933	1
011	15.00834.00	CHAIN	1
012	17.09501.00	AXLE CPA/GRA	1

09. MACHINE FUNCTIONS IMPLEMENTS

SKIP LIFTING RAM

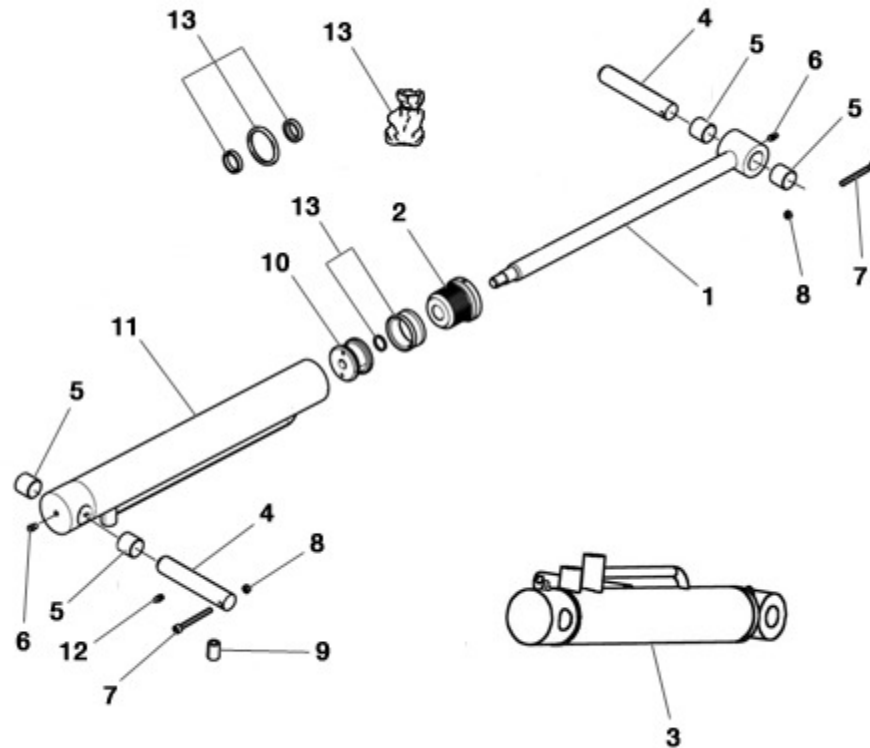


FIGURE	REFERENCE	DENOMINATION	AMOUNT
001	N/A	N/A	1
002	08.00528.03	GUIA VASTAGO VASTAGO 30X55X75	1
003	17.09108.00		1
004	17.09312.00	AXLE CPA/CPA 30X30X162	4
005	949.03030.00	WASHER DIN125	4
006	901.08000.33	GREASER DIN71412-A M8x1,25	2
007	601.08070.86	SCREW DIN912 M8x70	4
008	720.08000.66	NUT DIN985 M8 AUTOLOCKING	4
009	28.00213.00	NUT DIN548 1/4G	1
010	08.00521.04	NOT AVAILABLE	1
011	N/A	N/A	1
012	901.08000.33	GREASER DIN71412-A M8x1,25	1
013	17.09115.00	JOINTS KIT CYLINDER	1

10. HYDRAULIC INSTALLATION POMPE

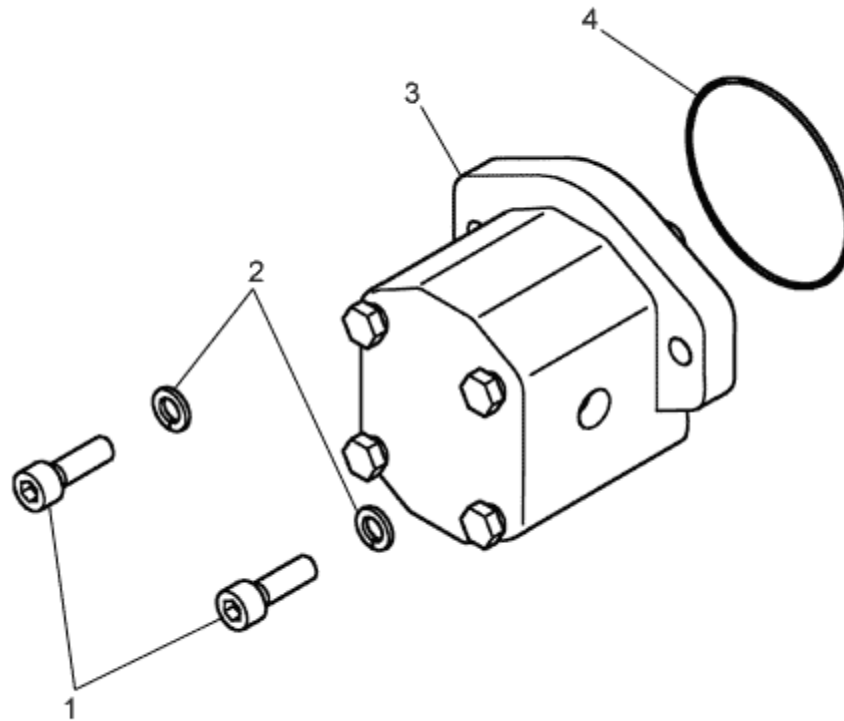


FIGURE	REFERENCE	DENOMINATION	AMOUNT
001	601.10030.86	SCREW DIN912	2
002	104.10000.00	WASHER DIN7980 D10	2
003	70.10010.00	HYDR. PUMP	1
004	201.08218.50	O-RING DIN3770 82,27x85,83x1,78	1

10. HYDRAULIC INSTALLATION

DISTRIBUTOR (PART 1)

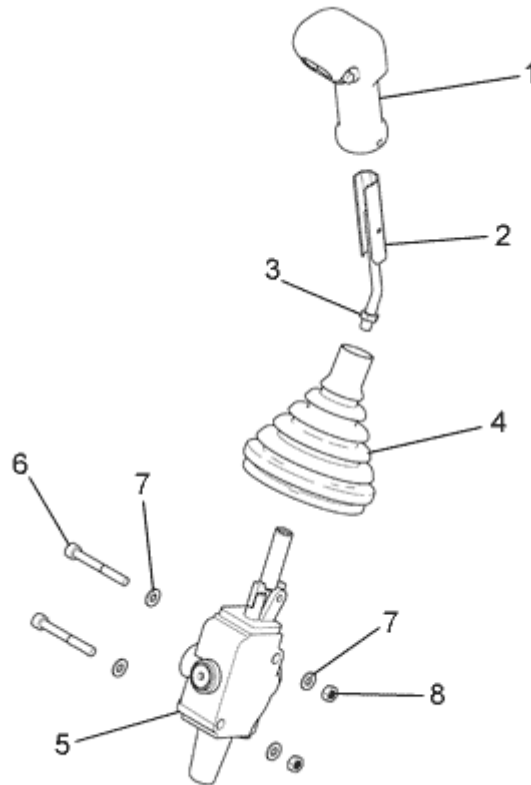


FIGURE	REFERENCE	DENOMINATION	AMOUNT
001	17.11316.00	CONTROL LEVER D201RH/G	1
002	10.13154.02	AXIS CIL/ROS 180XD25XM10	1
003	701.10000.66	NUT DIN934 M10x1.5	3
004	43.50349.00	DUST PROTECTOR	6
005	17.10030.00	CONTROL VALVE 1E 40L	1
006	601.08065.86	SCREW DIN912 M8x65	2
007	101.08000.66	WASHER DIN125 D8	4
008	711.08000.66	NUT DIN982 M8	2

10. HYDRAULIC INSTALLATION DISTRIBUTOR (PART 2)




FIGURE	REFERENCE	DENOMINATION	AMOUNT
001	17.10030.00	CONTROL VALVE 1E 40L	1
002	RQN1670/793	HEAD	1
003	RQN1670/823	L-BALLS KIT	1
004	17.10003RE00	GAME BOARDS	1
004	RQ1670.4A	PIN	1

10. HYDRAULIC INSTALLATION

HYDRAULIC TANK

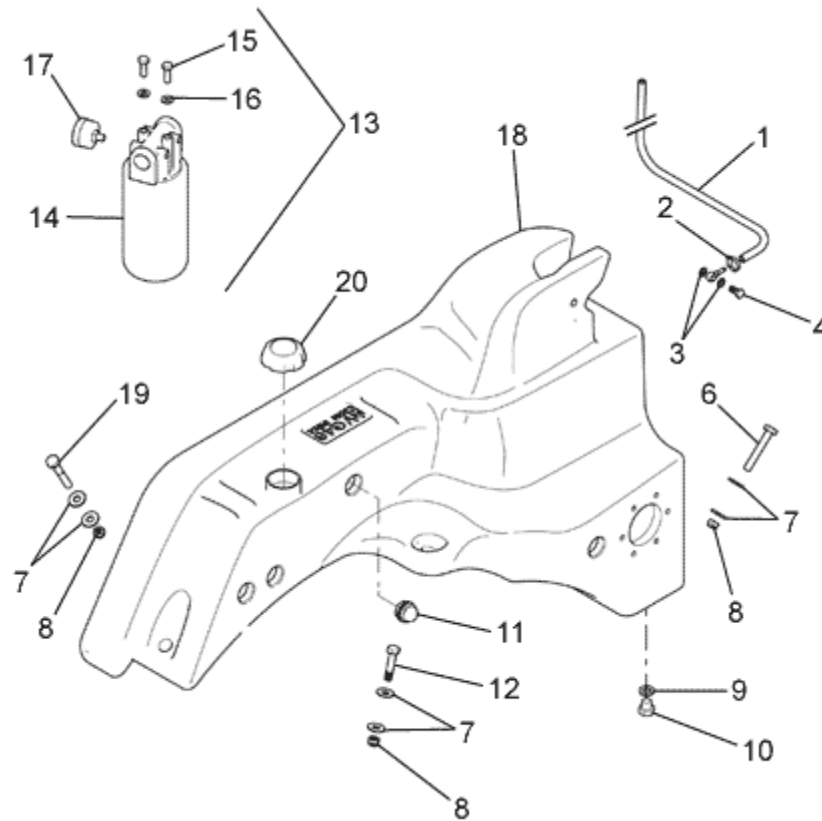


FIGURE	REFERENCE	DENOMINATION	AMOUNT
001	17.10141.00	MAT. TUBE B/P	1
002	948.00907.00	CLAMP SPRING D9	1
003	107.08000.10	WASHER AL 8x13.5x1.5	2
004	80.06041.00	FITTING SCREW SIM. M8x1x16	1
005	45.04107.00	FITTING O/TB D3-D8.2	1
006	604.10055.86	BOLT DIN931 M10x55	1
007	112.10000.66	WASHER DIN9021 D10	6
008	711.10000.66	SHOCK ABSORBER	3
009	17.02046.00	WASHER 21x12x3	1
010	17.02047.00	CAP	1
011	17.10052.00	OPTICAL LEVEL	1
012	604.10045.86	SCREW DIN931	1
013	08.55022.00	OIL FILTER	1
014	08.55023.00	FILTER ELEMENT	1
015	603.08025.86	SCREW DIN933 M8x25	2
016	104.08000.00	WASHER DIN7980 D8	2

017	60.20102.00	INDICATOR	1
018	17.10050.00	HYDRAULIC TANK 40L OIL	1

10. HYDRAULIC INSTALLATION

HYDRAULIC TANK

FIGURE	REFERENCE	DENOMINATION	AMOUNT
019	604.10065.86	SCREW DIN931	1
020	17.10051.00	CAP HID.	1

10. HYDRAULIC INSTALLATION

HYDRAULIC TANK

CHASSIS: 59074

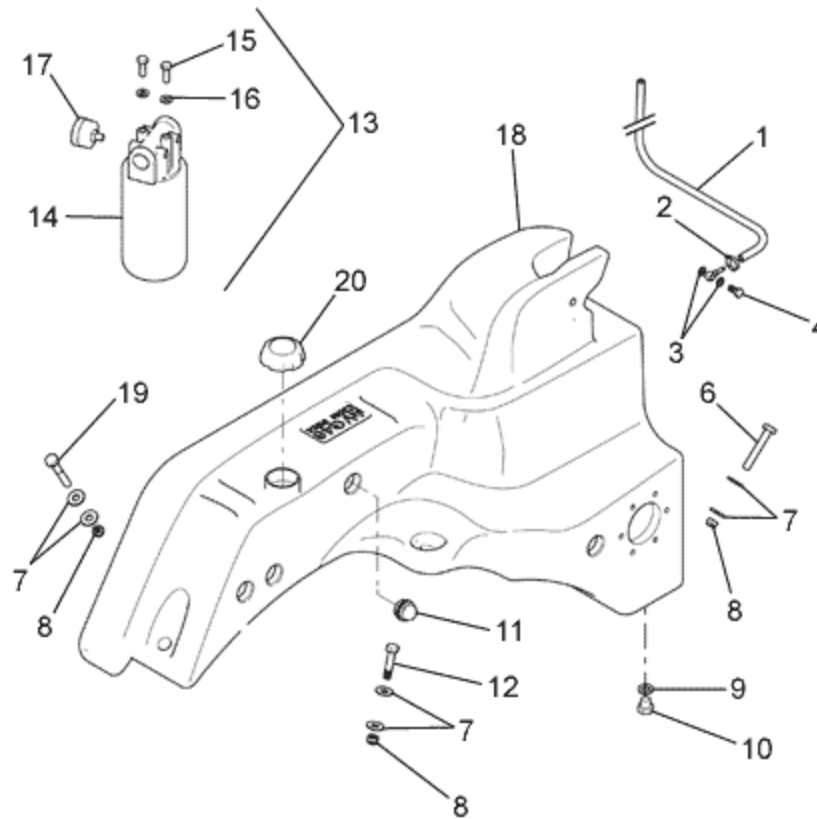


FIGURE	REFERENCE	DENOMINATION	AMOUNT
001	17.10141.00	MAT. TUBE B/P	1
002	948.00907.00	CLAMP SPRING D9	1
003	107.08000.10	WASHER AL 8x13.5x1.5	2
004	80.06041.00	FITTING SCREW SIM. M8x1x16	1
005	45.04107.00	FITTING O/TB D3-D8.2	1
006	604.10055.86	BOLT DIN931 M10x55	1
007	112.10000.66	WASHER DIN9021 D10	6
008	711.10000.66	SHOCK ABSORBER	3
009	17.02046.00	WASHER 21x12x3	1
010	17.02047.00	CAP	1
011	17.10052.00	OPTICAL LEVEL	1
012	604.10045.86	SCREW DIN931	1
013	70.10051.00	COMPLETE OIL FILTER ASSY	1
014	08.55023.00	FILTER ELEMENT	1
015	603.08025.86	SCREW DIN933 M8x25	2
016	104.08000.00	WASHER DIN7980 D8	2

017	60.20102.00	INDICATOR	1
018	17.10050.00	HYDRAULIC TANK 40L OIL	1

10. HYDRAULIC INSTALLATION

HYDRAULIC TANK

CHASSIS: 59074

FIGURE	REFERENCE	DENOMINATION	AMOUNT
019	604.10065.86	SCREW DIN931	1
020	17.10051.00	CAP HID.	1

10. HYDRAULIC INSTALLATION

OIL TANK

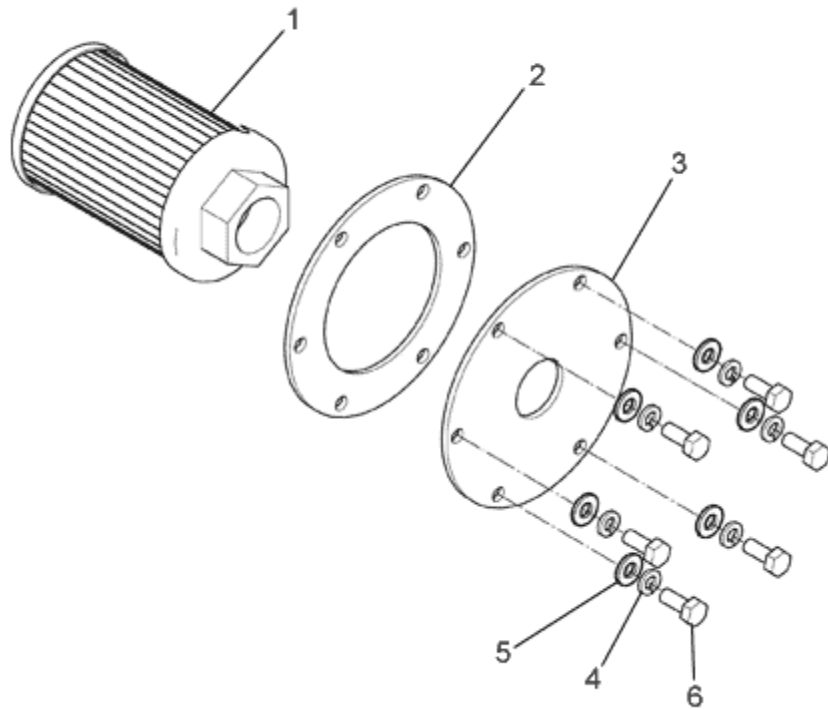


FIGURE	REFERENCE	DENOMINATION	AMOUNT
001	09.00630.61	OIL FILTER ASP. 25 L/MIN	1
002	17.10053.00	GASKET DIN3770 75X81X3	1
003	02.01432.01	COVER HANDHOLE	1
004	104.05000.00	WASHER DIN7980 D5	6
005	101.05000.66	WASHER DIN125 D5	6
006	601.05015.86	SCREW 6X10 ALLEN C/CYLINDR.	6

10. HYDRAULIC INSTALLATION TRANSMISSION DIAGRAM

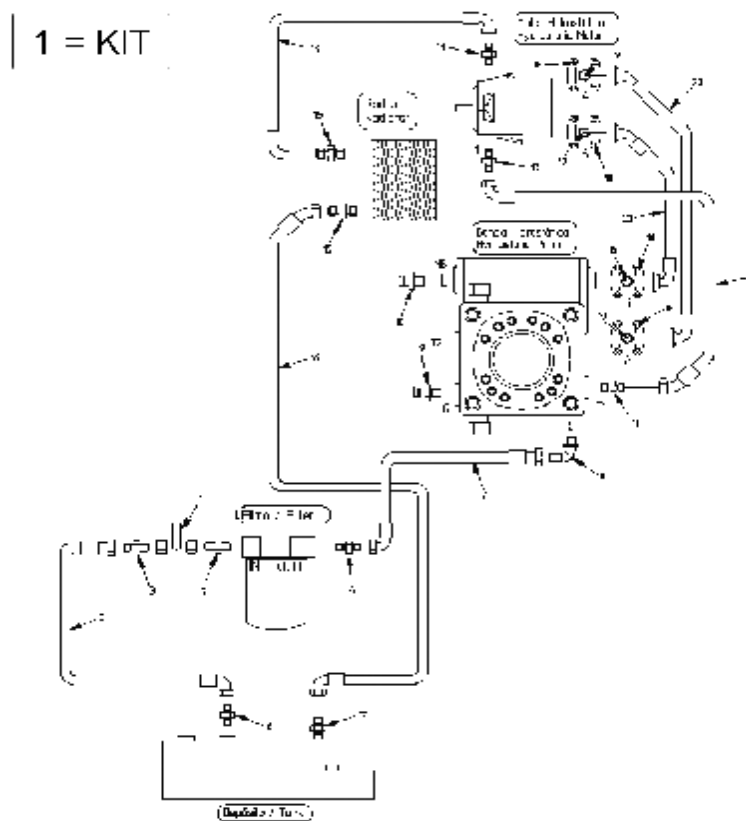


FIGURE	REFERENCE	DENOMINATION	AMOUNT
001	17.10100.00		1
002	17.10101.00	HYDRAULIC HOSE R1T3/4 TL-C90 3/4BSP-M30	1
003	17.10114.00	NIPPLE M/M	1
004	17.10140.00	VALVE	1
005	17.10115.00	NIPPLE M/M	1
006	57.10307.00	FITTING	1
007	17.10102.00	HYDRAULIC HOSE R1T3/4 C90-TL M30-15/16	1
008	55.01443.00	ELBOW C90M/M NIPPLE	1
009	70.10217.00	CONTROL NIPPLE M/M M16X2-M10X1	1
010	70.10218.00	FITTING M/M M16x2-M12x1.5	1
011	70.10210.00	FITTING M/M M26xM22	1
012	17.10103.00	HYDRAULIC HOSE R1T5/8 C90-C45 M26X1,5	1
013	70.10216.00	"NIPPLE M/M M26X1.5-7/8" UNF"	2
014	17.10104.00	HYDRAULIC HOSE R6 5/8 C90-C90 M26X1,5	1
015	70.10230.00	FITTING	2
016	17.10105.00	HYDRAULIC HOSE R6 5/8 C90-C45 M26X1,5	1

017	70.10207.00	FITTING	1
018	70.10212.00	CLAMP SAE6000 3/4	4

10. HYDRAULIC INSTALLATION TRANSMISSION DIAGRAM

FIGURE	REFERENCE	DENOMINATION	AMOUNT
019	70.10211.00	FITTING M/M M30-3/4GAS	4
020	17.10106.00	HYDRAULIC HOSE 4SP 3/4 C90-C45 SAE6000	2

10. HYDRAULIC INSTALLATION

TRANSMISSION DIAGRAM

CHASSIS: 57112

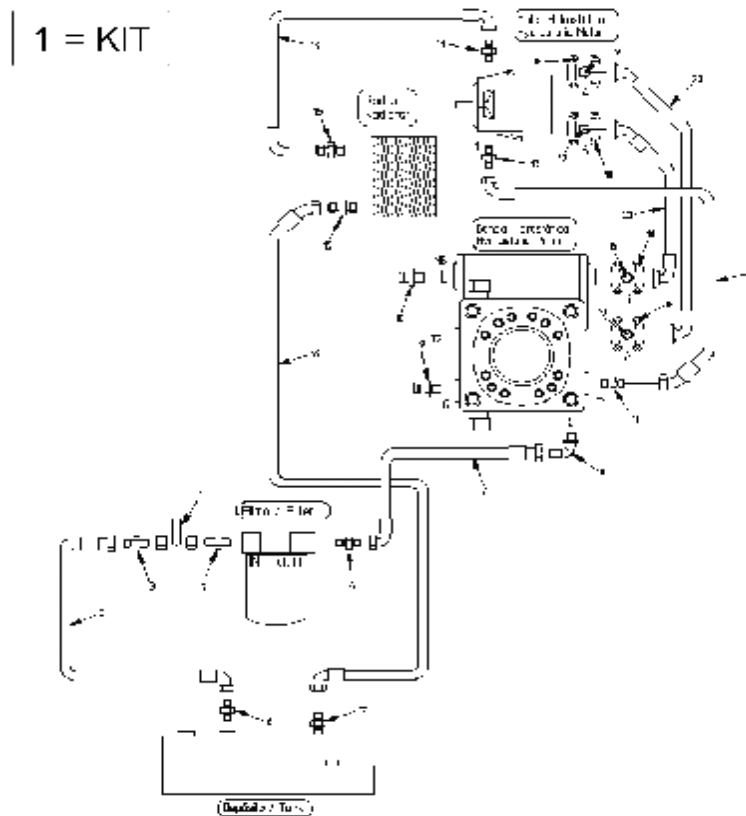


FIGURE	REFERENCE	DENOMINATION	AMOUNT
001	17.10100.00		1
001	17.10100.01		1
002	17.10101.00	HYDRAULIC HOSE R1T3/4 TL-C90 3/4BSP-M30	1
003	17.10114.00	NIPPLE M/M	1
004	17.10140.00	VALVE	1
005	17.10115.00	NIPPLE M/M	1
006	57.10307.00	FITTING	1
007	17.10102.00	HYDRAULIC HOSE R1T3/4 C90-TL M30-15/16	1
008	55.01443.00	ELBOW C90M/M NIPPLE	1
009	70.10217.00	CONTROL NIPPLE M/M M16X2-M10X1	1
010	70.10218.00	FITTING M/M M16x2-M12x1.5	1
011	70.10210.00	FITTING M/M M26xM22	1
012	17.10103.00	HYDRAULIC HOSE R1T5/8 C90-C45 M26X1,5	1
013	70.10216.00	"NIPPLE M/M M26X1.5-7/8"UNF"	2
014	17.10104.00	HYDRAULIC HOSE R6 5/8 C90-C90 M26X1,5	1
015	70.10230.00	FITTING	2

016	17.10105.01	HYDRAULIC HOSE R6 5/8-770 C90-M26X1,5	1
017	70.10207.00	FITTING	1

10. HYDRAULIC INSTALLATION TRANSMISSION DIAGRAM

CHASSIS: 57112

FIGURE	REFERENCE	DENOMINATION	AMOUNT
018	70.10212.00	CLAMP SAE6000 3/4	4
019	70.10211.00	FITTING M/M M30-3/4GAS	4
020	17.10106.00	HYDRAULIC HOSE 4SP 3/4 C90-C45 SAE6000	2

10. HYDRAULIC INSTALLATION TRANSMISSION DIAGRAM

CHASSIS: 59074

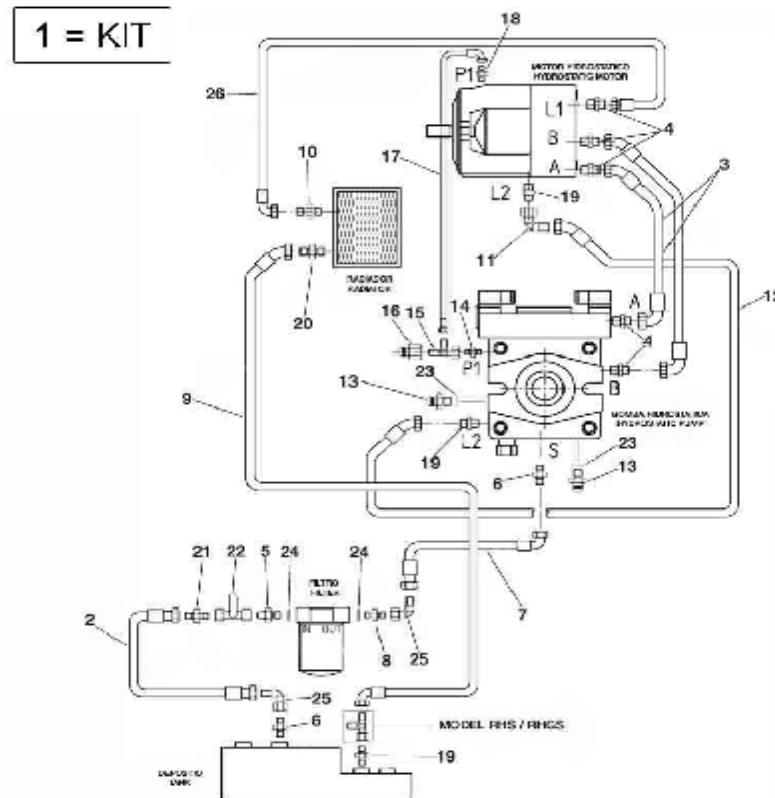


FIGURE	REFERENCE	DENOMINATION	AMOUNT
001	17.10100.02		1
002	17.10101.01	HYDRAULIC HOSE R1T1 820 TL-TL M36X2	1
003	17.10176.00	HYDRAULIC HOSE 4SP C90 TLM30 C45 TLM30	2
004	57.10307.00	FITTING	1
005	17.10179.00		1
006	57.10343.00	FITTING	2
007	17.10170.01	HYDRAULIC HOSE R1T1 560 C90-TL M36X2	1
008	17.10180.00		1
009	17.10105.01	HYDRAULIC HOSE R6 5/8-770 C90-M26X1,5	1
010	70.10221.00	FITTING M/M M30x1/2BSP	1
011	46.10839.00	FITTING	1
012	17.10173.00	HYDRAULIC HOSE R2T5/8 C45-M26	1
013	17.10175.00		2
014	17.10169.00		1
015	70.10279.00		1
016	17.10156.00		1

017	17.10171.00	HYDRAULIC HOSE 371 TLM12-C90M16	1
018	70.10239.00	FITTING M/M M16X1,5 - 1/4GAS	1

10. HYDRAULIC INSTALLATION TRANSMISSION DIAGRAM

CHASSIS: 59074

FIGURE	REFERENCE	DENOMINATION	AMOUNT
019	70.10207.00	FITTING	3
020	70.10230.00	FITTING	1
021	12.10301.00	FITTING	1
022	65.10823.00	PASS KEY	1
023	28.00341.00	METALLIC GASKET BUNA D1/4	2
024	52.00317.00	GASKET	2
025	46.10836.00	SCREW DIN931	2

10. HYDRAULIC INSTALLATION TRANSMISSION DIAGRAM

CHASSIS: 85356

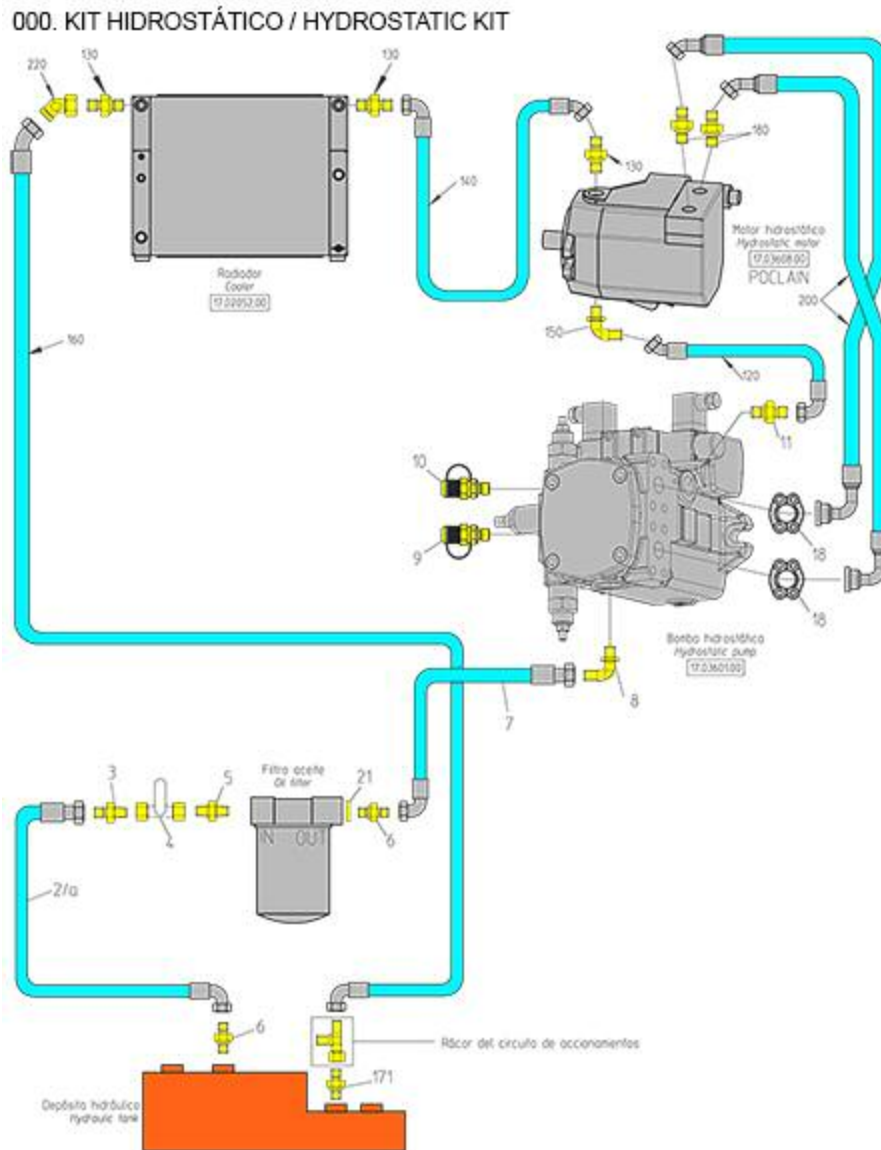


FIGURE	REFERENCE	DENOMINATION	AMOUNT
000	17.10205.01		1
002	17.10101.00	HYDRAULIC HOSE R1T3/4 TL-C90 3/4BSP-M30	1
003	17.10114.00	NIPPLE M/M	1
004	17.10140.00	VALVE	1
005	17.10115.00	NIPPLE M/M	1
006	57.10307.00	FITTING	1
007	17.10102.00	HYDRAULIC HOSE R1T3/4 C90-TL M30-15/16	1
008	55.01443.00	ELBOW C90M/M NIPPLE	1
009	70.10217.00	CONTROL NIPPLE M/M M16X2-M10X1	1

010	70.10218.00	FITTING M/M M16x2-M12x1.5	1
011	70.10210.00	FITTING M/M M26xM22	1
018	70.10212.00	CLAMP SAE6000 3/4	4
021	43.13444.00	GASKET MET. BUNA	1
120	17.10103.01	HOSE	1
130	70.10230.00	FITTING	3
140	17.10104.01	HOSE	1
150	48.10409.00	RACOR C90TO/M 1/2BSP - M26X1	1
160	17.10105.02	HYDRAULIC HOSE EN 853 - 1SN 16 C45M26-C9	1
171	70.10207.00	FITTING	1
180	57.10307.01		2
200	17.10106.01	HOSE	2
220	48.10312.00	RACOR C45M/TL -M26X1,5	1

COMMENTS

PM.4983

10. HYDRAULIC INSTALLATION SERVICE DIAGRAM

26 = KIT (1 - 20)
27 = KIT (21 - 23)

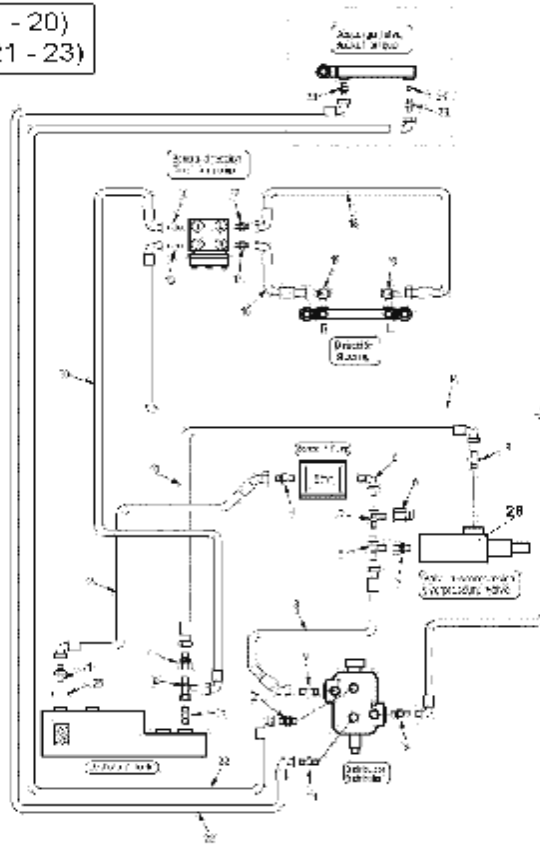


FIGURE	REFERENCE	DENOMINATION	AMOUNT
001	57.10307.00	FITTING	1
002	17.10107.00	HYDRAULIC HOSE R1T3/4 3/4 C90-C45 M30	1
003	70.10221.00	FITTING M/M M30x1/2BSP	1
004	70.10249.00	FITTING C90M/M 3/8GAS-M18x1,5	1
005	70.10223.00	FITTING M/M/TL M18x1,5	2
006	70.10226.00	FITTING M/TL M16x2- M18x1,5	1
007	70.10237.00	FITTING M/TL 3/8GAS - M18x1,5	1
008	17.10110.00	HYDRAULIC HOSE R2T3/8 TL-C45 M18X1.5	1
009	70.10222.00	FITTING M/M M18x3/8BSP	3
010	17.10108.00	HYDRAULIC HOSE R1T3/8 TL-C90 M18X1.5	1
011	57.10342.00	FITTING M/M M18X1.5-TL M26X1.5	1
012	70.10234.00	FITTING	1
013	70.10207.00	FITTING	1
014	17.10111.00	HYDRAULIC HOSE R2T3/8 C90-C90 M18X1.5	1
015	70.10229.00	FITTING	1
016	70.10230.00	FITTING	1

017	46.10825.00	FITTING	2
018	17.10113.00	HYDRAULIC HOSE R1T1/4 TL-C90 M16X1.5	2

10. HYDRAULIC INSTALLATION SERVICE DIAGRAM

FIGURE	REFERENCE	DENOMINATION	AMOUNT
019	70.10232.00	FITTING C90M/M M16-1.5x1/4BSP	2
020	17.10112.00	HYDRAULIC HOSE R6 5/8 C90-C90 M26X1.5	1
021	70.10222.00	FITTING M/M M18x3/8BSP	2
022	17.10137.00	HYDRAULIC HOSE R1T5/16 C90-C90 M18X1.5	2
023	70.10238.00	NIPPLE M/M M18X1,5 - 1/4GAS	1
024	70.10245.00	"FEED CHECK VALVE DM 1/4""GAS"	1
025	45.01423.00	GASKET	1
026	17.10100.00		1
027	17.10200.00		1
028	20.01469.00	VALVE	1
029	42.70100.00	VALVE	2

10. HYDRAULIC INSTALLATION

SERVICE DIAGRAM

CHASSIS: 58194

26 = KIT (1 - 20)
27 = KIT (21 - 23)

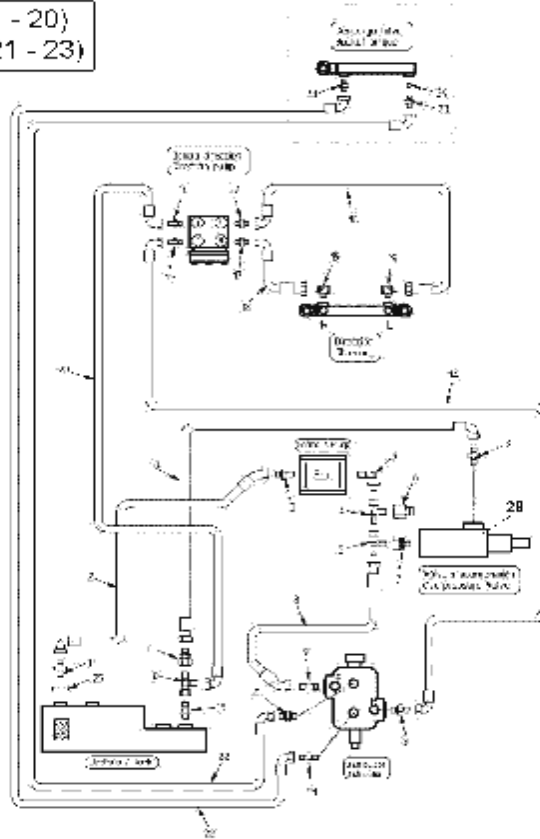


FIGURE	REFERENCE	DENOMINATION	AMOUNT
001	57.10307.00	FITTING	1
002	17.10107.00	HYDRAULIC HOSE R1T3/4 3/4 C90-C45 M30	1
003	70.10221.00	FITTING M/M M30x1/2BSP	1
004	70.10249.00	FITTING C90M/M 3/8GAS-M18x1,5	1
005	70.10223.00	FITTING M/M/TL M18x1,5	2
006	70.10226.00	FITTING M/TL M16x2- M18x1,5	1
007	70.10237.00	FITTING M/TL 3/8GAS - M18x1,5	1
008	17.10110.00	HYDRAULIC HOSE R2T3/8 TL-C45 M18X1.5	1
009	70.10222.00	FITTING M/M M18x3/8BSP	3
010	17.10108.00	HYDRAULIC HOSE R1T3/8 TL-C90 M18X1.5	1
011	57.10342.00	FITTING M/M M18X1.5-TL M26X1.5	1
012	70.10234.00	FITTING	1
013	70.10207.00	FITTING	1
014	17.10111.00	HYDRAULIC HOSE R2T3/8 C90-C90 M18X1.5	1
015	70.10229.00	FITTING	1
016	70.10230.00	FITTING	1

017	46.10825.00	FITTING	2
018	17.10113.00	HYDRAULIC HOSE R1T1/4 TL-C90 M16X1.5	2

10. HYDRAULIC INSTALLATION

SERVICE DIAGRAM

CHASSIS: 58194

FIGURE	REFERENCE	DENOMINATION	AMOUNT
019	70.10232.00	FITTING C90M/M M16-1.5x1/4BSP	2
020	17.10112.00	HYDRAULIC HOSE R6 5/8 C90-C90 M26X1.5	1
021	70.10222.00	FITTING M/M M18x3/8BSP	2
022	17.10137.00	HYDRAULIC HOSE R1T5/16 C90-C90 M18X1.5	2
023	70.10238.00	NIPPLE M/M M18X1,5 - 1/4GAS	1
024	70.10245.01	RESTRICTOR VALVE	1
025	45.01423.00	GASKET	1
026	17.10100.00		1
027	17.10200.00		1
028	20.01469.00	VALVE	1
029	42.70100.00	VALVE	2

11. ELECTRIC INSTALLATION LIGHTS

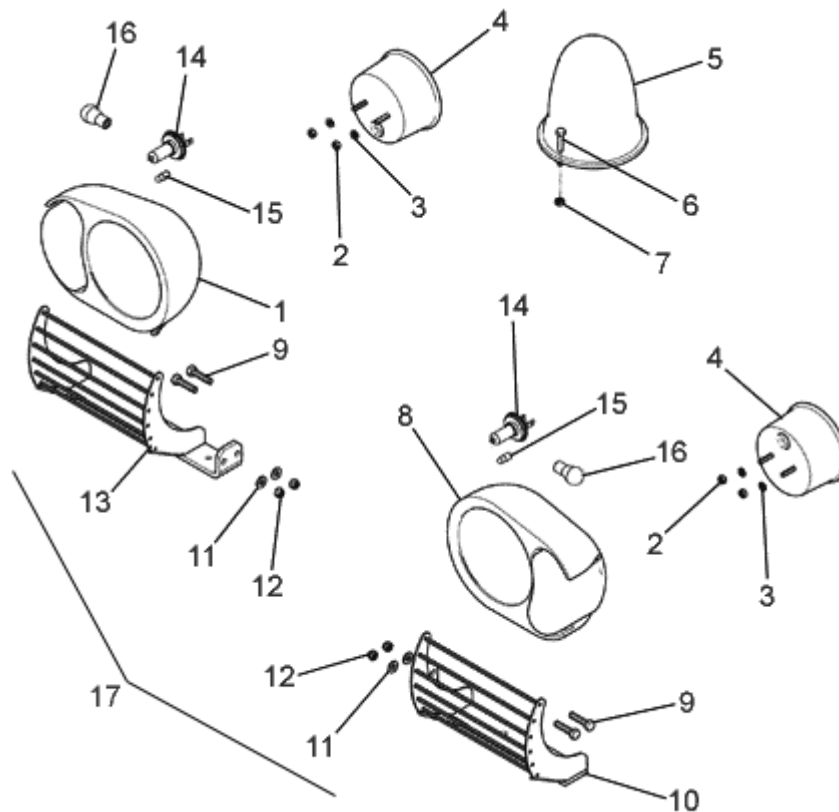


FIGURE	REFERENCE	DENOMINATION	AMOUNT
001	46.11061.00	RIGHT FRONT LIGHT	1
002	701.06000.66	NUT DIN934 M6X1	4
003	101.06000.66	WASHER DIN125 D6	4
004	10.14211.00	POSITION-INTERMITTENCE-BRAKING WORKING LIGHTS	2
005	01.00921.00	BEACON	1
006	601.06020.86	SCREW DIN912	3
007	711.06000.66	NUT DIN982 M6	3
008	46.11062.00	LEFT FRONT LIGHT	1
009	604.08035.86	SCREW DIN931	4
010	17.11028.00	SUPPORT	1
011	101.06000.66	WASHER DIN125 D6	4
012	701.06000.66	NUT DIN934 M6X1	4
013	17.11029.00	SUPPORT	1
014	43.70337.00	BULB 12V 60/55W	2
015	43.70335.00	BULB 12V 14W	2
016	43.70336.00	BULB 12V 21W	2

017 17.10170AC00 LIGHT KIT D 201 RH-RHS

1

11. ELECTRIC INSTALLATION

LIGHTS

CHASSIS: 60931

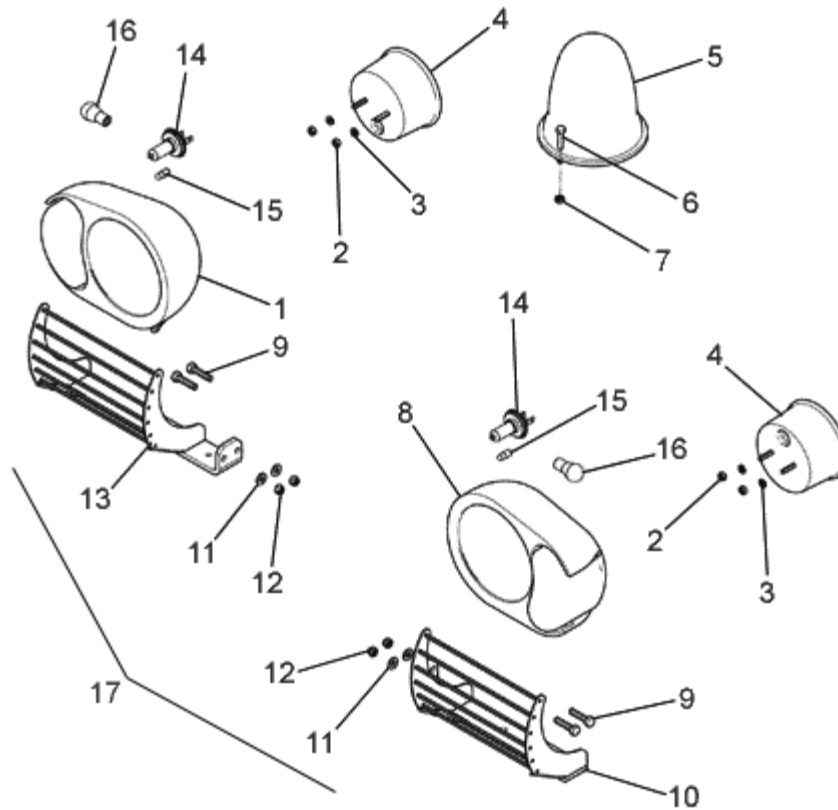


FIGURE	REFERENCE	DENOMINATION	AMOUNT
001	46.11061.00	RIGHT FRONT LIGHT	1
002	701.06000.66	NUT DIN934 M6X1	4
003	101.06000.66	WASHER DIN125 D6	4
004	10.14211.00	POSITION-INTERMITTENCE-BRAKING WORKING LIGHTS	2
005	01.00921.02	ROTATING LIGHT BRITAX	1
006	601.06020.86	SCREW DIN912	3
007	711.06000.66	NUT DIN982 M6	3
008	46.11062.00	LEFT FRONT LIGHT	1
009	604.08035.86	SCREW DIN931	4
010	17.11028.00	SUPPORT	1
011	101.06000.66	WASHER DIN125 D6	4
012	701.06000.66	NUT DIN934 M6X1	4
013	17.11029.00	SUPPORT	1
014	43.70337.00	BULB 12V 60/55W	2
015	43.70335.00	BULB 12V 14W	2
016	43.70336.00	BULB 12V 21W	2

017 17.10170AC00 LIGHT KIT D 201 RH-RHS

1

11. ELECTRIC INSTALLATION

ACOUSTIC WARNING

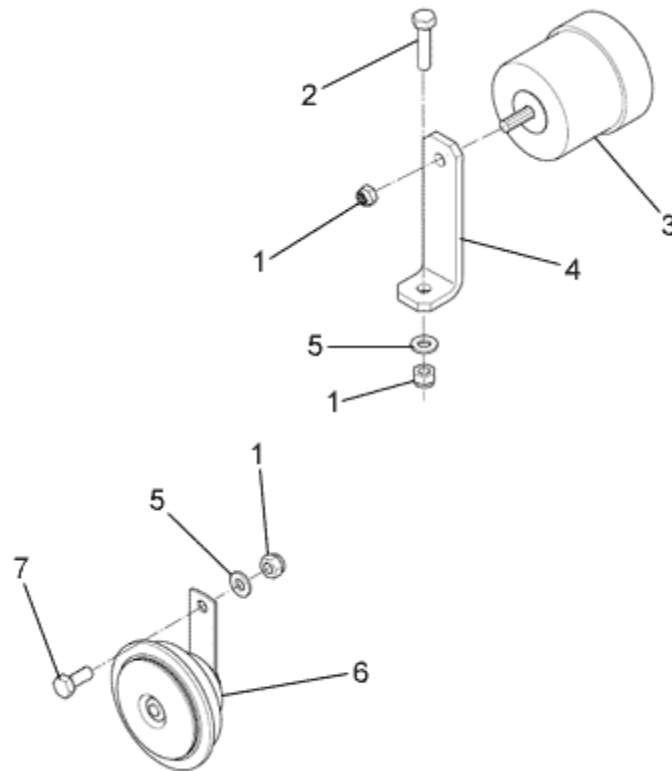


FIGURE	REFERENCE	DENOMINATION	AMOUNT
001	711.08000.66	NUT DIN982 M8	1
002	604.08035.86	SCREW DIN931	1
003	02.14110.01	HORN	1
004	17.11041.00	SUPPORT 6X30X115	1
005	101.08000.66	WASHER DIN125 D8	2
006	70.11309.00	HORN	1
007	603.08020.86	SCREW DIN933 M8x20	1

11. ELECTRIC INSTALLATION SWITCHES

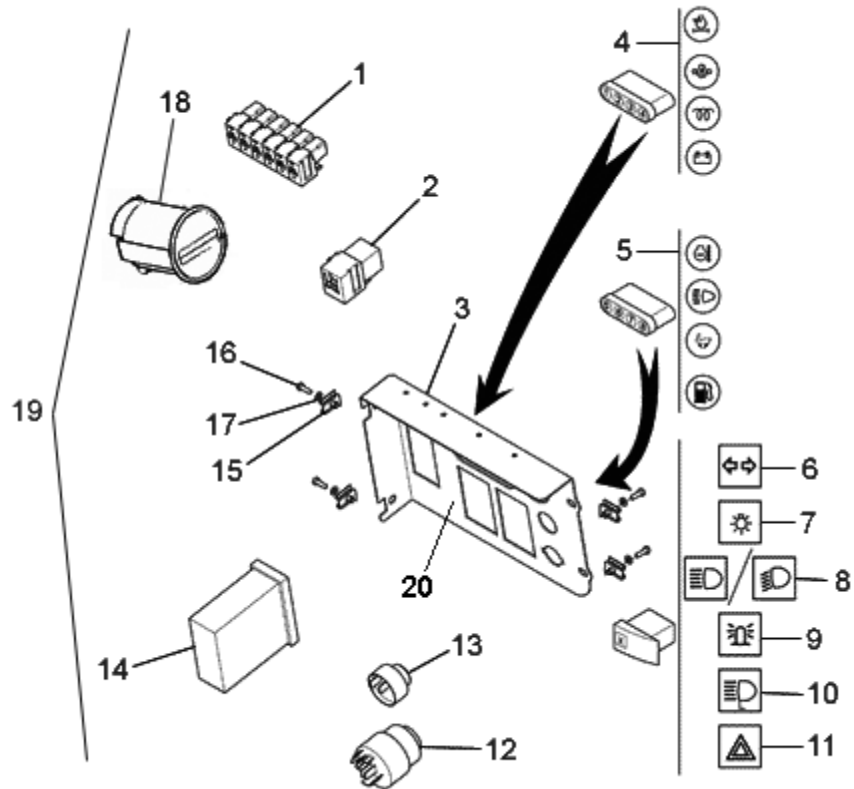


FIGURE	REFERENCE	DENOMINATION	AMOUNT
001	IM.20026.03	MICRO RELAY WITH DIODE	7
002	IM.20025.00	INTERMITTENCE BOX	2
003	17.11002.00	TABLIER SUPPORT	1
004	17.11024.00		1
005	17.11014.00		1
006	17.11022.00		1
007	17.11019.00		1
008	17.11020.00		1
009	17.11013.00		1
010	17.11026.00		1
011	17.11025.00		1
012	IM.20024.00	SWITCH	1
013	12.11033.00	HORN KPE650	1
014	IM.20022.00	FUSE BOX	1
015	727.06004.86	CAGED NUT M6x4	4
016	603.06025.86	SCREW DIN933 M6x25	4

017	112.06000.66	WASHER DIN9021 D6	4
018	31.01330.00	WORK-OUR METER	1

11. ELECTRIC INSTALLATION SWITCHES

FIGURE	REFERENCE	DENOMINATION	AMOUNT
019	17.11000.00	PANEL KIT	1
020	12.11030.00	SOP. FIJACION INTERRUPTOR	1

11. ELECTRIC INSTALLATION

BATTERY

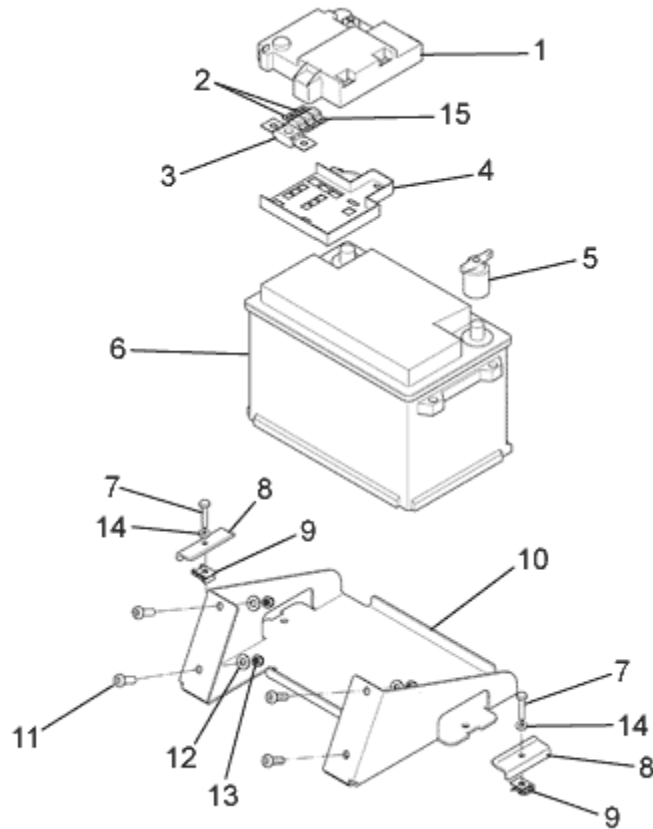


FIGURE	REFERENCE	DENOMINATION	AMOUNT
001	20.11014.00	BATTERY FUSEBOX COVER	1
002	20.11011.00	FUSE 50A PROTECTION	2
003	20.11010.00	200A PROTECTION FUSE	1
004	20.11009.00	BATTERY FUSE BOX	1
005	20.11007.00	DISCONNECTOR	1
006	15.01411.00	BATTERY 12VX70AH	1
007	601.06030.86	HEXAGON SOCKET HEAD SCREW DIN912 M6x30	2
008	20.11101.00	FIXATION SUPPORT 2X10X70	2
009	727.06004.86	CAGED NUT M6x4	2
010	17.11004.00	BATTERY SUPPORT 113X280X328	1
011	630.08020.96	SCREW ISO7380	4
012	101.08000.66	WASHER DIN125 D8	4
013	711.08000.66	NUT DIN982 M8	4
014	104.06000.00	WASHER DIN7980 D6	2
015	20.11019.00		1

12. FINISHES

PLATES

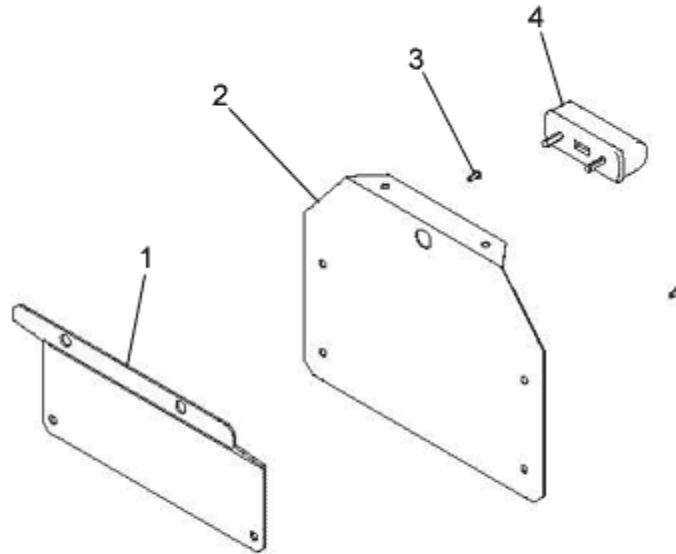


FIGURE	REFERENCE	DENOMINATION	AMOUNT
001	70.08095.00	ANGLE SUPPORT 230X130X35	1
002	46.10754.00	PIN SUPPORT 25x195x250	1
003	502.03000.60	RIVET DIN1476	2
004	46.10755.00	NUMBER PLATE LIGHT	1

12. FINISHES

STICKERS & PLATES (PART 1)

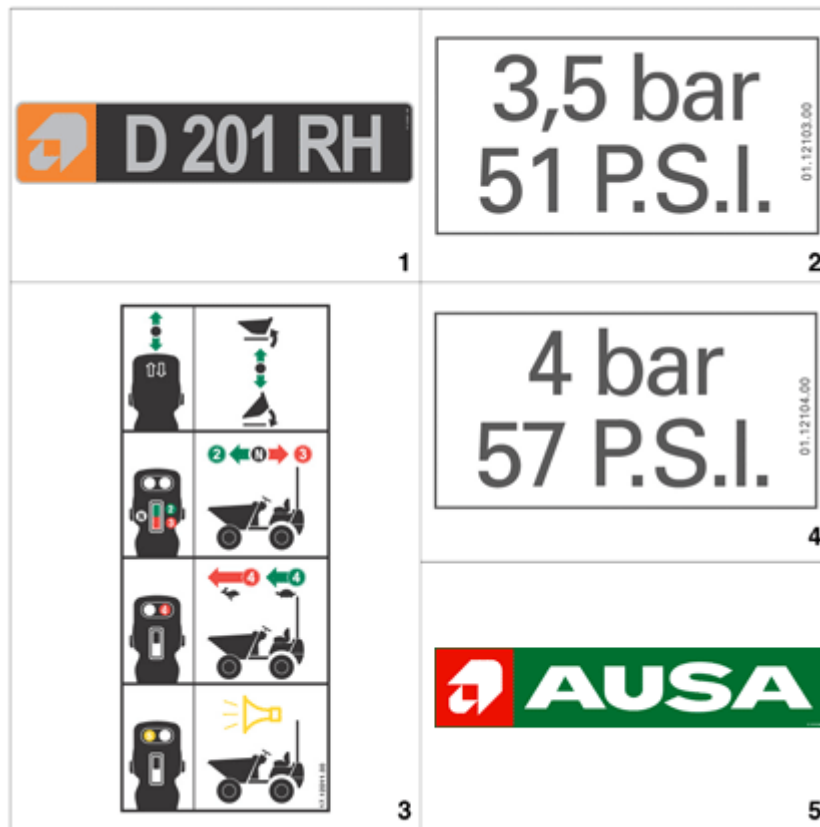


FIGURE	REFERENCE	DENOMINATION	AMOUNT
001	17.12001.00		2
002	01.12103.00	AD. IND. PRESSURE 3,5 BAR /51 PSI	2
003	17.12011.00		1
004	01.12104.00	AD. IND. PRESSURE 4 BAR /57 PSI	2
005	13.12136.00	ADHESIVE 450x92	2

12. FINISHES

STICKERS & PLATES (PART 2)

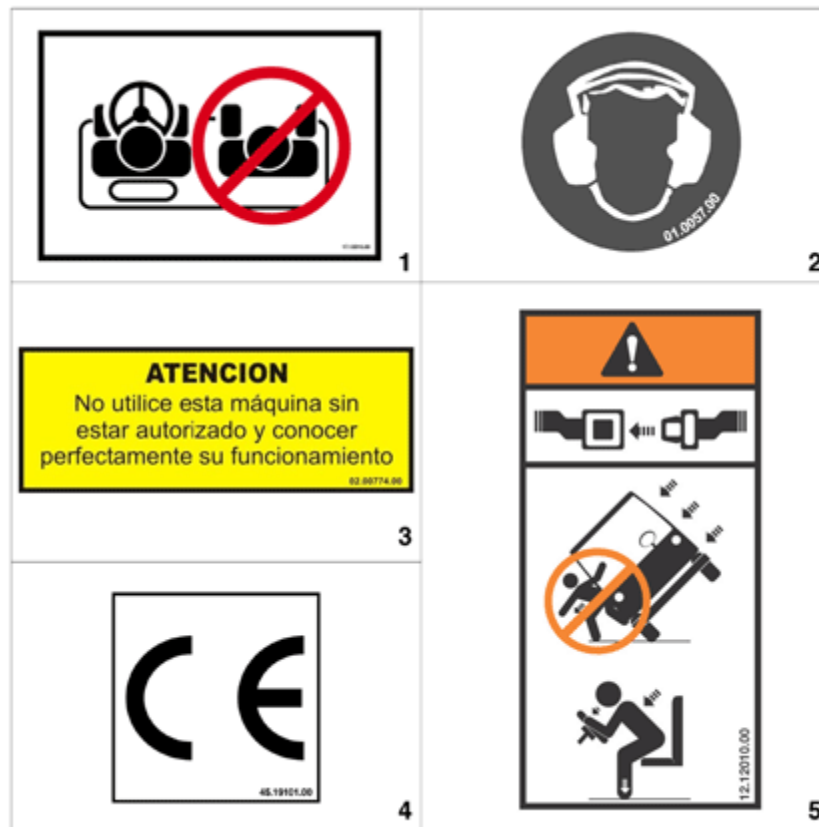


FIGURE	REFERENCE	DENOMINATION	AMOUNT
001	17.12015.00		1
002	01.00757.00	PLATE AD. INDI	1
003	02.00774.00	PLATE AD. INDI	1
004	45.19101.00	PLATE AD. INDI	1
005	12.12010.00	ADHESIVE	1

12. FINISHES

STICKERS & PLATES (PART 3)



FIGURE	REFERENCE	DENOMINATION	AMOUNT
001	01.00779.26	PLATE - CONTACT WITH AUSA	1
002	00.00013.00	ADHESIVE	1
003	09.15720.00	PLATE AD. INDI	4
004	43.00395.01	PLATE AD. INDI	2
005	17.12010.00		1
006	09.12011.00	ADHESIVE	1

12. FINISHES

STICKERS & PLATES (PART 4)

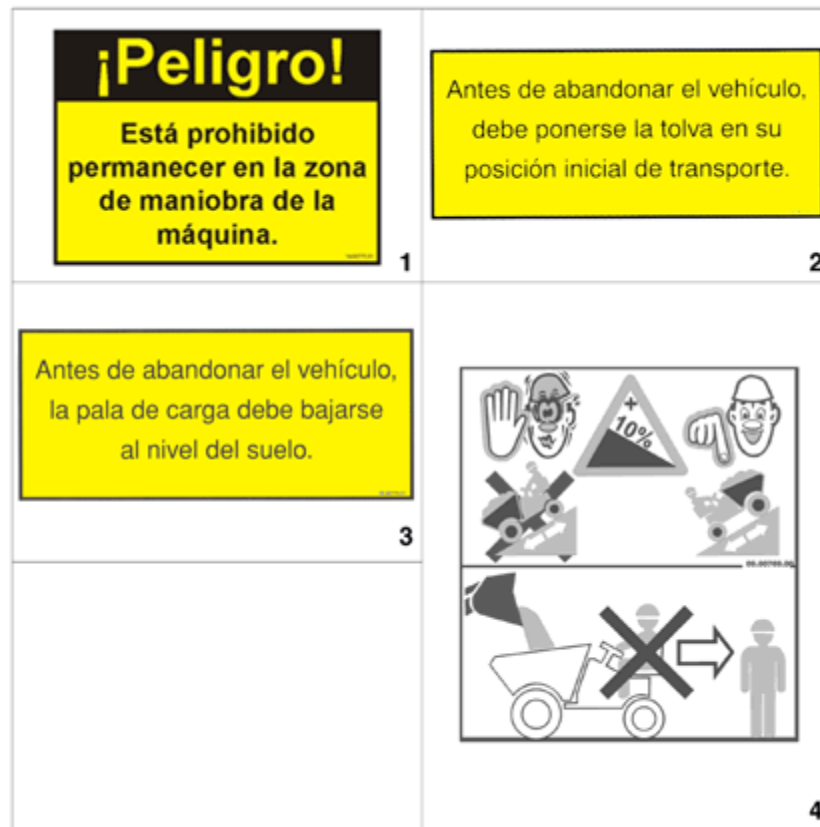


FIGURE	REFERENCE	DENOMINATION	AMOUNT
001	14.00775.01	PLATE AD. INDI	1
002	02.00775.01	PLATE AD. INDI	1
003	02.00773.01	PLATE AD. INDI	1
004	09.00769.00	PLATE AD. INDI	1

12. FINISHES

STICKERS & PLATES (PART 4)

CHASSIS: 57394



FIGURE	REFERENCE	DENOMINATION	AMOUNT
001	14.00775.01	PLATE AD. INDI	1
002	02.00775.01	PLATE AD. INDI	1
003	02.00773.01	PLATE AD. INDI	1
004	09.00769.00	PLATE AD. INDI	1
005	43.00396.02	ADHESIVE PLATE 60X95	1

12. FINISHES

STICKERS & PLATES (PART 4)

CHASSIS: 84328

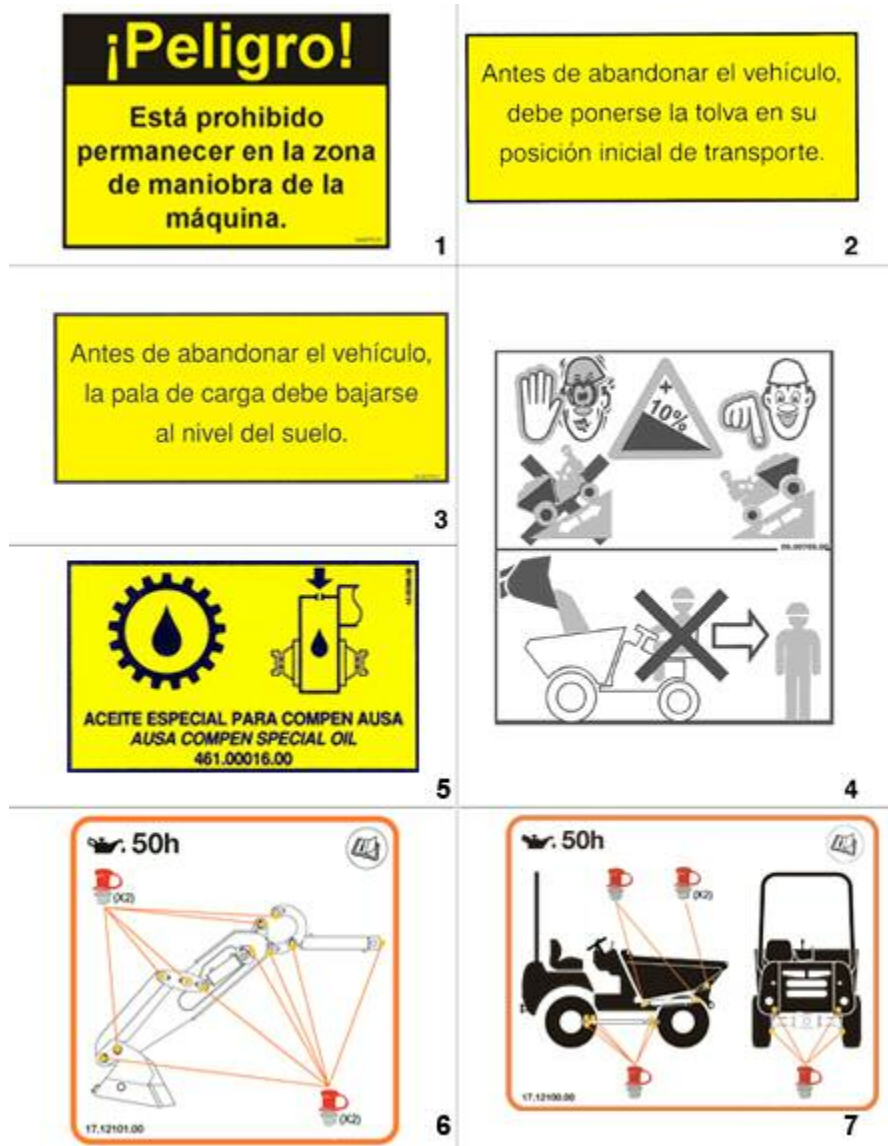
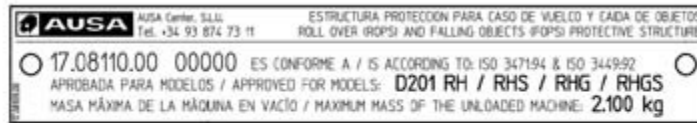


FIGURE	REFERENCE	DENOMINATION	AMOUNT
001	14.00775.01	PLATE AD. INDI	1
002	02.00775.01	PLATE AD. INDI	1
003	02.00773.01	PLATE AD. INDI	1
004	09.00769.00	PLATE AD. INDI	1
005	43.00396.02	ADHESIVE PLATE 60X95	1
006	17.12101.00	SHOVEL GREASING POINTS STICKER	1
007	17.12100.00	GREASING POINTS STICKER	1

12. FINISHES

STICKERS & PLATES (PART 5)



1

FIGURA	REFERENCIA	DENOMINACIÓN	CANTIDAD
001	17.08099.00		1
001	17.08109.00	PLATE 0.3X20X120 ROPS/FO	1

12. FINISHES

TOOLS BAG

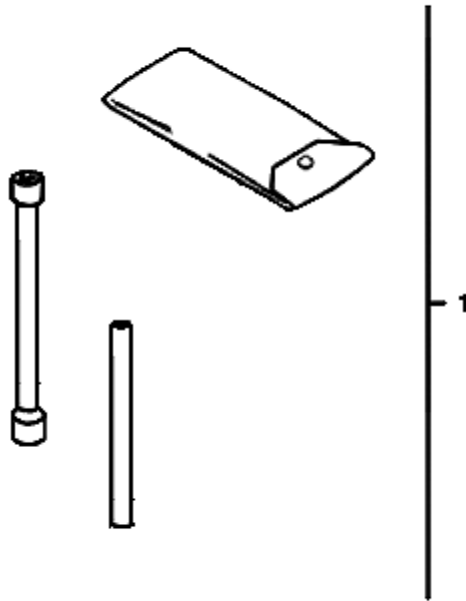


FIGURA	REFERENCIA	DENOMINACIÓN	CANTIDAD
001	01.00036.02	TOOLS-BAG	1

OPTION AND VARIANTS

WINDSCREEN SUPPORTS

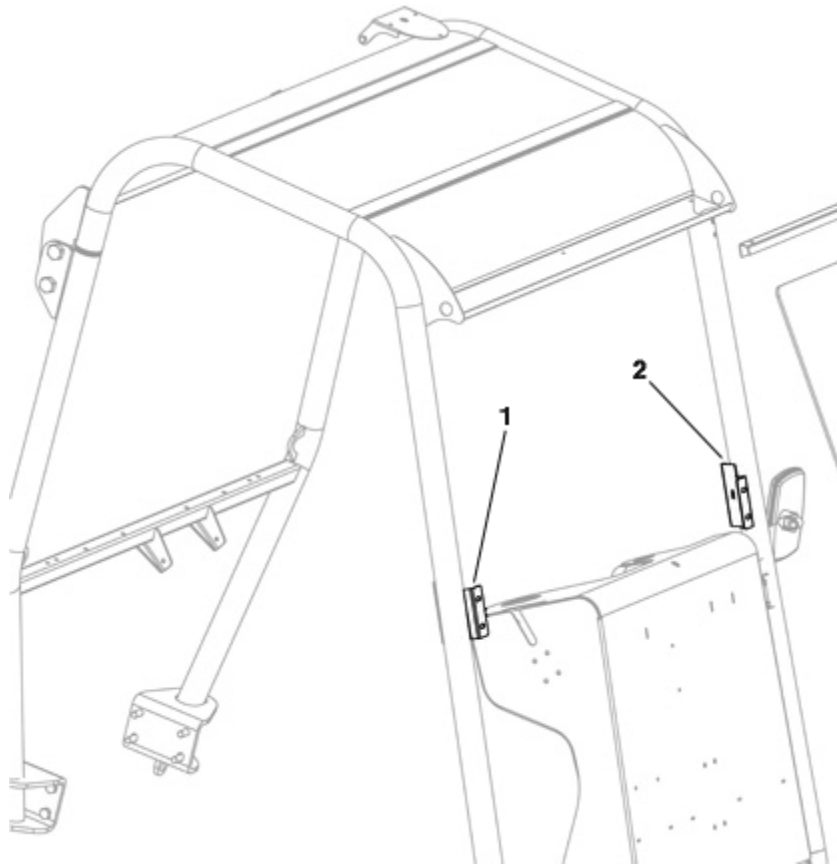


FIGURA	REFERENCIA	DENOMINACIÓN	CANTIDAD
001	17.08214.00		1
002	17.08213.00		1

OPTION AND VARIANTS

WINDSCREEN WIPERS

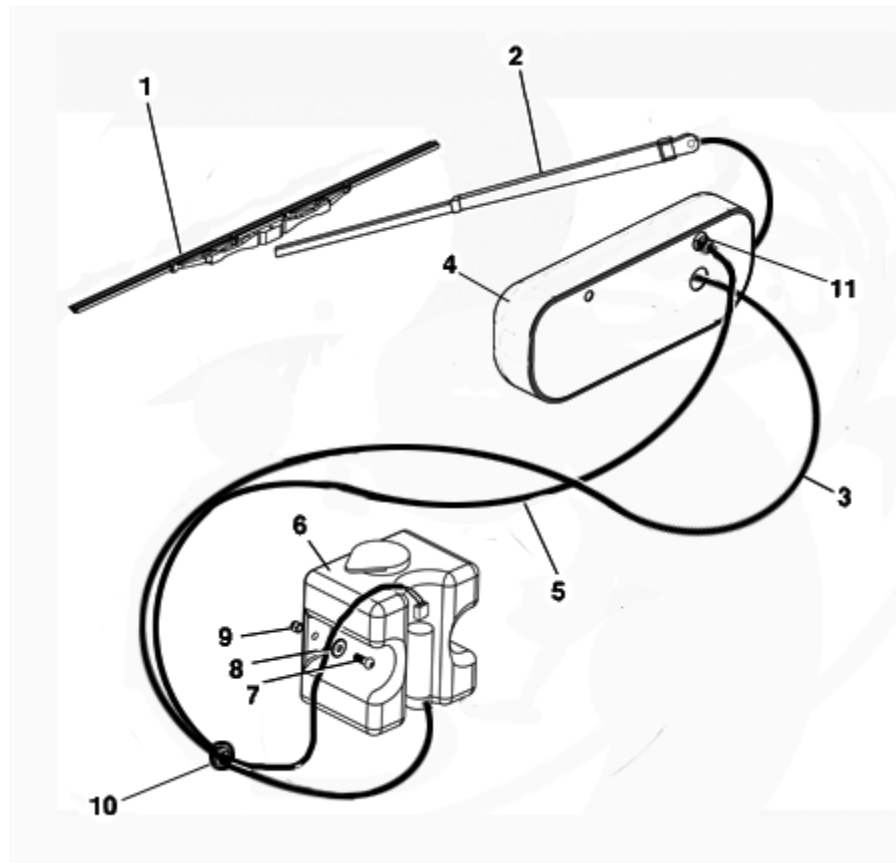


FIGURA	REFERENCIA	DENOMINACIÓN	CANTIDAD
001	13.08203.00	BRUSH CLEANER	1
002	13.08202.00	CLEAN ARM	1
003	16.01155.00	GROMMET D11XD15XD19X4X8	1
004	13.08201.00	CLEAN ENGINE	1
005	17.11027.00		1
006	46.08621.00	SCREEN WIPER PUMP TANK	1
007	630.06020.96	SCREW ISO7380 M6x20	2
008	112.06000.66	WASHER DIN9021 D6	2
009	711.06000.66	NUT DIN982 M6	2
010	16.01155.00	GROMMET D11XD15XD19X4X8	2
011	13.08204.00	CLEAN WATER GROMMET	1

OPTION AND VARIANTS

WINDSCREEN WIPERS

BASTIDOR: 65120

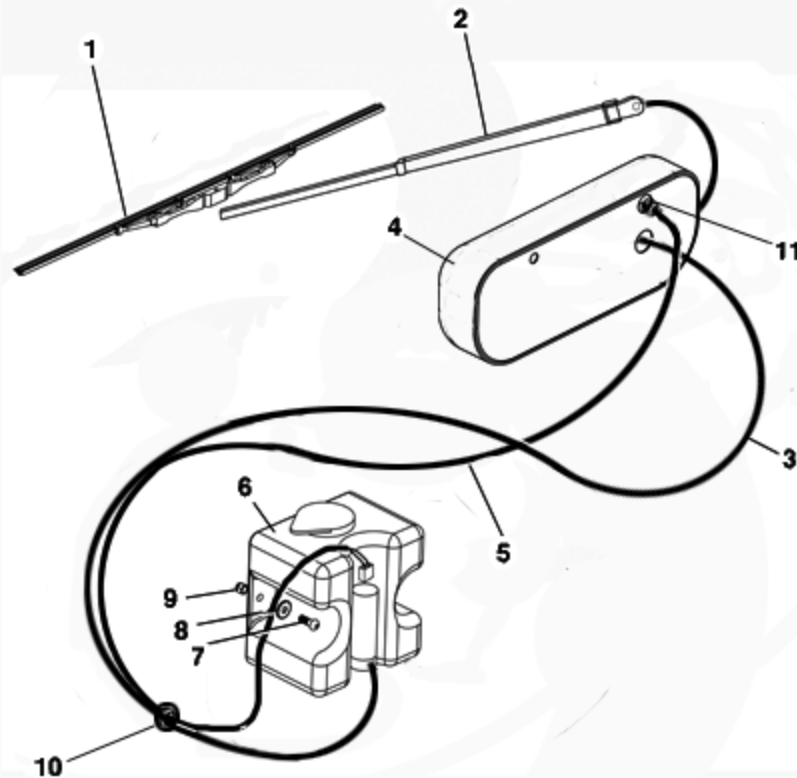


FIGURA	REFERENCIA	DENOMINACIÓN	CANTIDAD
001	13.08203.00	BRUSH CLEANER	1
002	13.08202.00	CLEAN ARM	1
003	16.01155.00	GROMMET D11XD15XD19X4X8	1
004	13.08201.02	Left Wiper Motor	1
005	17.11027.00		1
006	46.08621.00	SCREEN WIPER PUMP TANK	1
007	630.06020.96	SCREW ISO7380 M6x20	2
008	112.06000.66	WASHER DIN9021 D6	2
009	711.06000.66	NUT DIN982 M6	2
010	16.01155.00	GROMMET D11XD15XD19X4X8	2
011	13.08204.00	CLEAN WATER GROMMET	1

OPTION AND VARIANTS

FRONT COVER

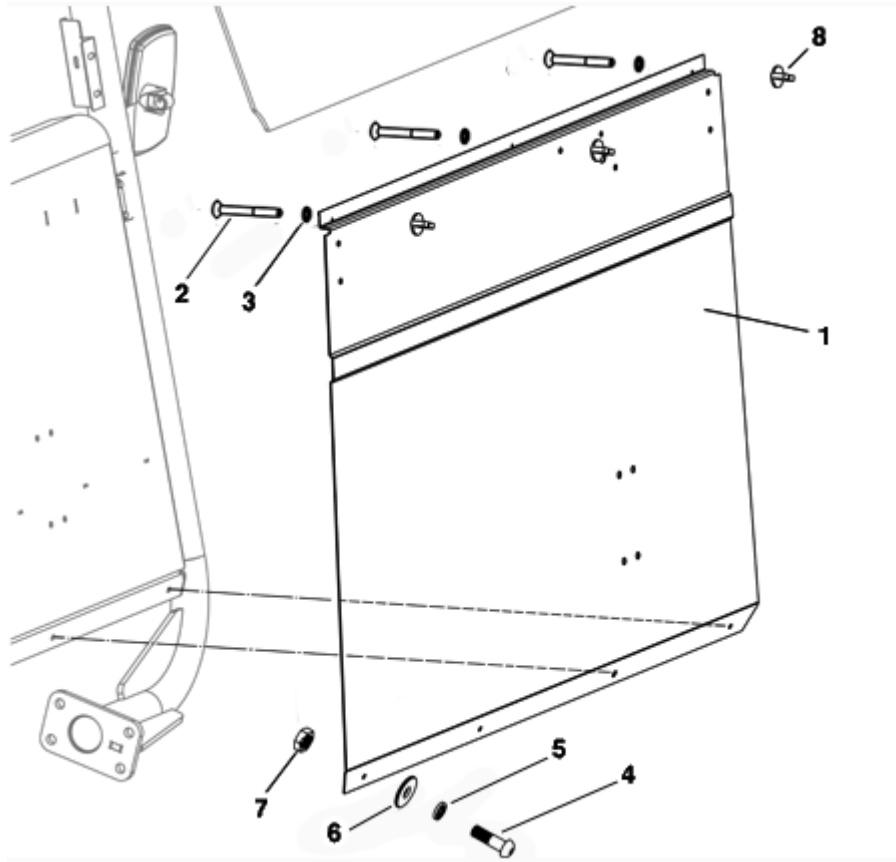


FIGURA	REFERENCIA	DENOMINACIÓN	CANTIDAD
001	17.08211.00		1
002	618.04035.62	FLAT HEAD SOCKET CAP SCREW DIN7991	3
003	101.04000.66	WASHER DIN125 D4	3
004	630.08015.96	SCREW ISO7380	4
005	104.08000.00	WASHER DIN7980 D8	4
006	112.08000.66	WASHER DIN9021 D8	4
007	701.10000.86	NUT DIN934 M10x1,5	4
008	MA.10029.00	CAP	3

OPTION AND VARIANTS

ROPS-FOPS PROTECTOR ROOF

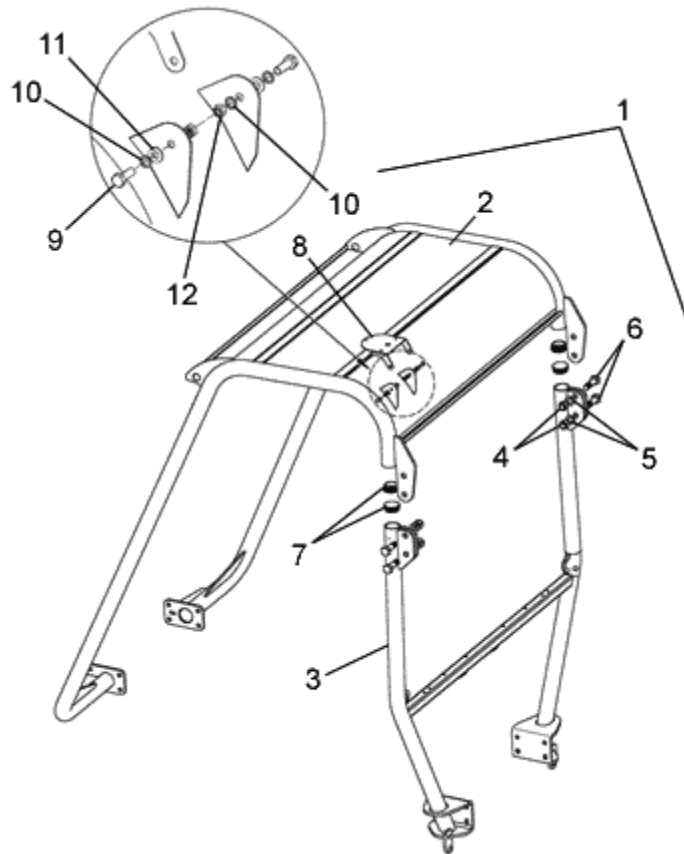


FIGURA	REFERENCIA	DENOMINACIÓN	CANTIDAD
001	17.08110.00		1
002	17.08105.00		1
003	17.08111.00		1
004	711.20000.66	NUT	4
005	101.20000.66	WASHER DIN125	4
006	604.20065.86	SCREW DIN931	4
007	17.08104.00	CAP D60X22	4
008	70.08106.00	SUPPORT 170x150x2	1
009	603.08025.86	SCREW DIN933 M8x25	2
010	101.08000.66	WASHER DIN125 D8	4
011	116.08000.00	WASHER DIN125 A D8	2
012	720.08000.66	NUT DIN985 M8 AUTOLOCKING	2

OPTION AND VARIANTS

WINDSCREEN

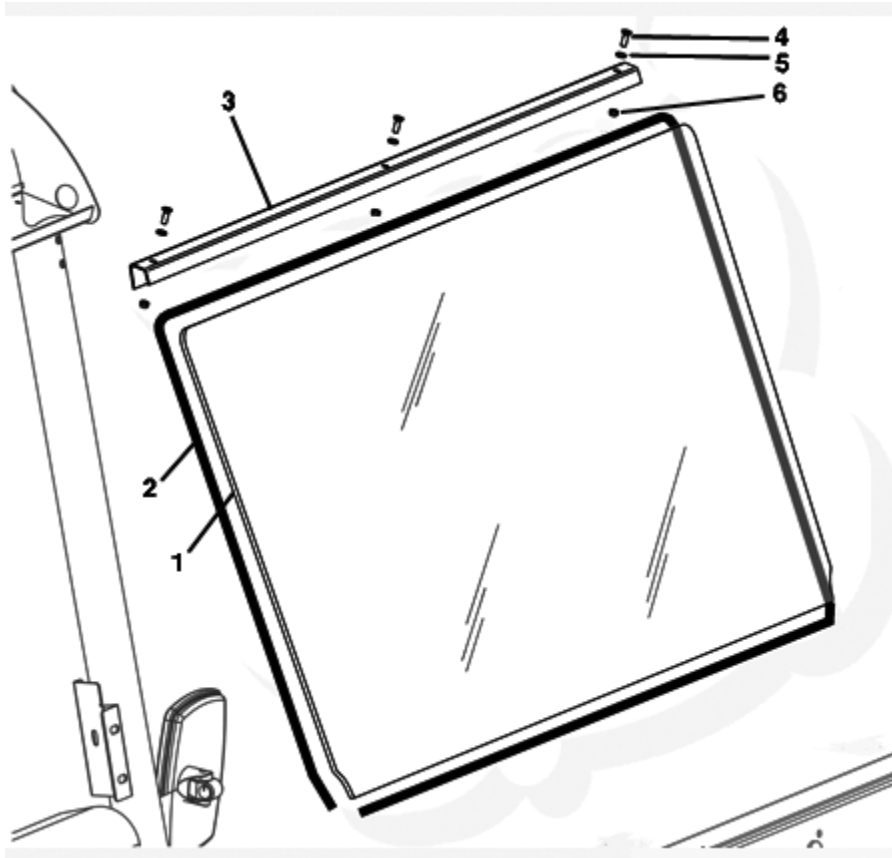


FIGURA	REFERENCIA	DENOMINACIÓN	CANTIDAD
001	17.08210.00	NOT AVAILABLE	1
002	17.08216RE00	RUBBER PROFILE MAT.	4
003	17.08212.00		1
004	618.06015.86	SCREW DIN7991	3
005	101.06000.66	WASHER DIN125 D6	3
006	711.06000.66	NUT DIN982 M6	3

OPTION AND VARIANTS

WINDSCREEN

BASTIDOR: 50527




FIGURA	REFERENCIA	DENOMINACIÓN	CANTIDAD
001	17.08210.01	GLASS 5X605X1276 WINDSCREEN	1
002	17.08212.00		1
003	MA.10029.00	CAP	3
004	618.04035.62	FLAT HEAD SOCKET CAP SCREW DIN7991	3
005	618.06015.86	SCREW DIN7991	3
006	101.06000.66	WASHER DIN125 D6	1
007	711.06000.66	NUT DIN982 M6	1
008	701.06000.66	NUT DIN934 M6X1	2

OPTION AND VARIANTS

ROPS-FOPS PROTECTOR ROOF

BASTIDOR: 52605

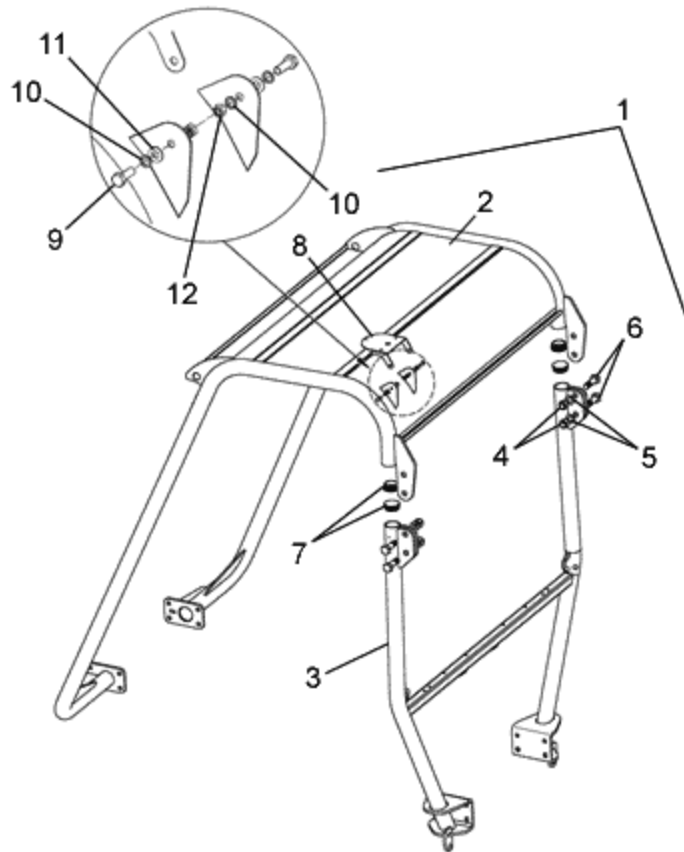


FIGURA	REFERENCIA	DENOMINACIÓN	CANTIDAD
001	17.08110.01	ROOF PROTECTOR FOPS ASSEMBLY	1
002	17.08105.00		1
003	17.08101.00	BASE PROTECTOR ARC	1
004	711.20000.66	NUT	4
005	101.20000.66	WASHER DIN125	4
006	604.20065.86	SCREW DIN931	4
007	17.08104.00	CAP D60X22	4
008	70.08106.00	SUPPORT 170x150x2	1
009	603.08025.86	SCREW DIN933 M8x25	2
010	101.08000.66	WASHER DIN125 D8	4
011	116.08000.00	WASHER DIN125 A D8	2
012	720.08000.66	NUT DIN985 M8 AUTOLOCKING	2

OPTION AND VARIANTS

ROPS-FOPS PROTECTOR ROOF

BASTIDOR: 61256

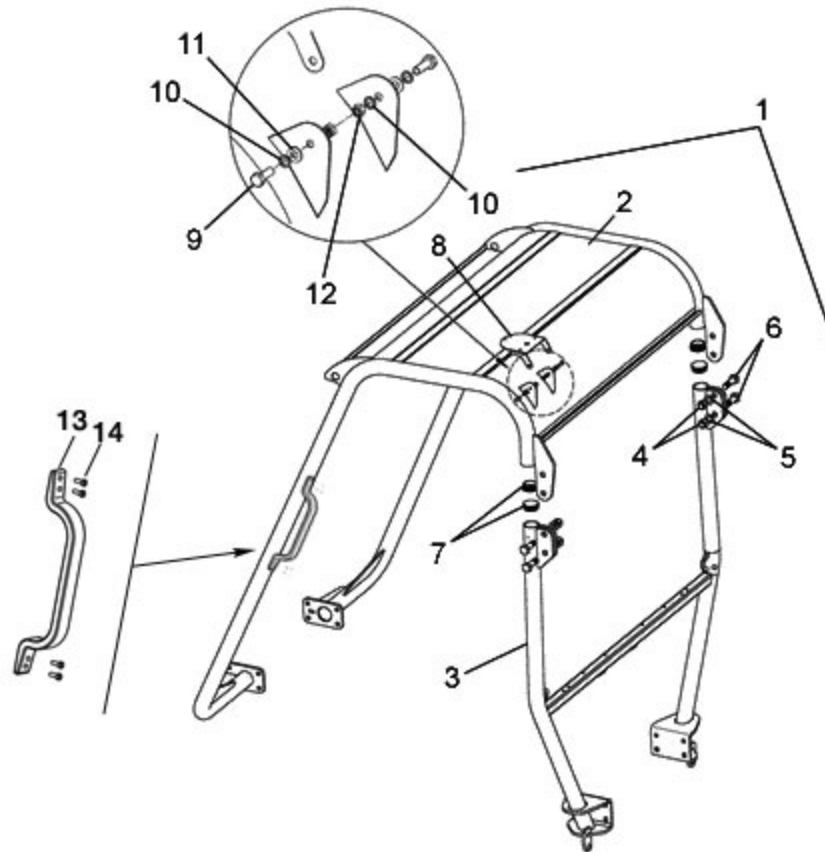


FIGURA	REFERENCIA	DENOMINACIÓN	CANTIDAD
001	17.08110.01	ROOF PROTECTOR FOPS ASSEMBLY	1
002	17.08105.00		1
003	17.08101.00	BASE PROTECTOR ARC	1
004	711.20000.66	NUT	4
005	101.20000.66	WASHER DIN125	4
006	604.20065.86	SCREW DIN931	4
007	17.08104.00	CAP D60X22	4
008	70.08106.00	SUPPORT 170x150x2	1
009	603.08025.86	SCREW DIN933 M8x25	2
010	101.08000.66	WASHER DIN125 D8	4
011	116.08000.00	WASHER DIN125 A D8	2
012	720.08000.66	NUT DIN985 M8 AUTOLOCKING	2
013	46.09991.00	KNOB	1
014	615.04015.66	SCREW DIN84 M4x15	4

OPTION AND VARIANTS




FIGURA	REFERENCIA	DENOMINACIÓN	CANTIDAD
001	43.00396.02	ADHESIVE PLATE 60X95	1

OPTION AND VARIANTS

HYDROSTATIC ENGINE (BONDIOLI & PAVESI)




FIGURA	REFERENCIA	DENOMINACIÓN	CANTIDAD
--------	------------	--------------	----------

OPTION AND VARIANTS

ENGINE COVER (BONDIOLI & PAVESI)



FIGURA

REFERENCIA

DENOMINACIÓN

CANTIDAD

OPTION AND VARIANTS

TRANSMISSION DIAGRAM (BONDIOLI & PAVESI)




FIGURA	REFERENCIA	DENOMINACIÓN	CANTIDAD
001	17.10172.00	TUBE R1T3/4 C90-TL M30-M30	1
002	17.10101.01	HYDRAULIC HOSE R1T1 820 TL-TL M36X2	1
003	17.10176.00	HYDRAULIC HOSE 4SP C90 TLM30 C45 TLM30	2
004	57.10307.00	FITTING	5
005	17.10179.00		1
006	57.10343.00	FITTING	2
007	17.10170.01	HYDRAULIC HOSE R1T1 560 C90-TL M36X2	1
008	17.10180.00		1
009	17.10105.01	HYDRAULIC HOSE R6 5/8-770 C90-M26X1,5	1
010	70.10221.00	FITTING M/M M30x1/2BSP	1

011	46.10839.00	FITTING	1
012	17.10173.00	HYDRAULIC HOSE R2T5/8 C45-M26	1
013	17.10175.00		2
014	17.10169.00		1
015	70.10279.00		1
016	17.10156.00		1
017	17.10171.00	HYDRAULIC HOSE 371 TLM12-C90M16	1
018	70.10239.00	FITTING M/M M16X1,5 - 1/4GAS	1
019	70.10207.00	FITTING	3
020	70.10230.00	FITTING	1
021	12.10301.00	FITTING	1
022	65.10823.00	PASS KEY	1
023	28.00341.00	METALLIC GASKET BUNA D1/4	2
024	52.00317.00	GASKET	2
025	46.10836.00	SCREW DIN931	2

INDEX

00. MAINTENANCE

Filters kit	2
Filters kit	3

02. ENGINE

Kubota Engine	4
Kubota Engine - 61317	6
Kubota Engine - 61561	8
Kubota Engine - 62439	9
Kubota Engine - 61561	11
Kubota Engine - 64671	13
Kubota Engine - 73090	15

ENGINE (U.S.A)

Kubota Engine	16
---------------	----

02. ENGINE

EXHAUST PIPE	17
EXHAUST PIPE - 54768	18
Air filter comp.	19
FUEL TANK (1)	20
FUEL TANK (2)	21
Radiator (Part 1)	23
Radiator (Part 1) - 50417	24
Radiator (Part 2)	25
Radiator (Part 2) - 57112	26
SUPPORTS	27
SUPPORTS - 53956	28

03. TRANSMISSION

GEARBOX	29
Hydrostatic engine	30
Hydrostatic engine - 85356	31
pump	32
UNIVERSAL JOINT	33

SAUER transmission

Hydrostatic engine 34

bondioli & pavesi transmission

Hydrostatic engine 35

hydraulik pump 36

Transmission (Front axle)

Front axle 37

Differential (Part 1) 38

Differential (Part 2) 40

Differential (Part 2) - 67456 41

Casings 42

Reduction 43

Transmission (Rear axle)

Rear axle 45

Differential (Part 1) 46

Differential (Part 1) - 67456 48

Differential (Part 2) 50

Casings 51

Casings - 54456 52

Casings - 58834 53

Articulation (Part 1) 55

Articulation (Part 1) - 50384 57

Articulation (Part 1) - 58306 59

Articulation (Part 2) 61

Reduction 62

STEERING 63

STEERING - 51575 64

04. CHASSIS

Chassis 65

Chassis - 74771 66

BRAKE ACTIVATION

Footbrake (Part 1) 67

Footbrake (Part 2)	68
Footbrake (Part 3)	70
Handbrake	71

06. STEERING

STEERING	72
STEERING - 63390	73
STEERING - 79164	74

07. WHEELS

WHEELS	75
WHEELS - 56757	76
WHEELS - 74838	77

Optional wheels

FRONT WHEELS	78
REAR WHEELS	79

08. BODYWORK

SHEETS (1)	80
SHEETS (2)	81
SHEETS (2) - 75480	82
SHEETS (3)	83
ROPS Protector arch	84
Protectors	85
COUNTERWEIGHT	87
COUNTERWEIGHT - 50827	88

09. MACHINE FUNCTIONS IMPLEMENTS

HOPPER	89
HOPPER - 58305	90
Skip lifting ram	91

10. HYDRAULIC INSTALLATION

Pompe	92
Distributor (Part 1)	93
Distributor (Part 2)	94
Hydraulic tank	95

Hydraulic tank - 59074	97
Oil tank	99
Transmission diagram	100
Transmission diagram - 57112	102
Transmission diagram - 59074	104
Transmission diagram - 85356	106
Service diagram	107
Service diagram - 58194	109

11. ELECTRIC INSTALLATION

Lights	111
Lights - 60931	112
Acoustic warning	113
Switches	114
BATTERY	116

12. FINISHES

Plates	117
STICKERS & PLATES (PART 1)	118
STICKERS & PLATES (PART 2)	119
STICKERS & PLATES (PART 3)	120
STICKERS & PLATES (PART 4)	121
STICKERS & PLATES (PART 4) - 57394	122
STICKERS & PLATES (PART 4) - 84328	123
STICKERS & PLATES (PART 5)	124
Tools bag	125

Option and variants

WINDSCREEN SUPPORTS	126
Windscreen wipers	127
Windscreen wipers - 65120	128
FRONT COVER	129
ROPS-FOPS PROTECTOR ROOF	130
windscreen	131
windscreen - 50527	132
ROPS-FOPS PROTECTOR ROOF - 52605	133
ROPS-FOPS PROTECTOR ROOF - 61256	134
	135
Hydrostatic engine (bondioli & pavesi)	136

Engine cover (bondioli & pavesi)	137
TRANSMISSION DIAGRAM (BONDIOLI & PAVESI)	138